



Kitley Wasicek  
Live Oak County Treasurer  
Investment Report  
For the Quarter Ending June 30, 2022

I, Kitley Wasicek, Live Oak County Treasurer and Investment Officer do hereby submit the Quarterly Investment Report. The investment statements are reconciled monthly.

All investments are in compliance with both the Public Funds Investment Act and the Live Oak County Investment Policy. The investment strategy is passive, which maintains a liquid cash flow and safety of the investment as priorities. Prosperity Private Investments and Prosperity Bank Trust follow the directive that all certificates of deposit shall be at a federally insured depository institution and the full amount of the principal and accrued interest is insured by the United States.


Therefore, Kitley Wasicek, County Treasurer of Live Oak County, Texas, who being fully sworn, upon oath says that the within and foregoing report is true and correct to the best of her knowledge.


Filed with the accompanying reports this, the 8<sup>th</sup> day of August, 2022.


 8/8/22  
Kitley Wasicek, Treasurer, Live Oak County/ Date

Commissioners' Court having reviewed the Investment Quarterly Report as presented, hereby approve the report and request that it be filed with the official minutes of this meeting.

The ending quarterly balance of investments that are in the custody of the county treasurer equals:  
\$11,063,098.85

  
County Judge, Jim Huff

  
Commissioner Richard Lee, Pct #1

  
Commissioner Donna Mills, Pct #2

  
Commissioner Mitchell Williams, Pct #3

  
Commissioner Emilio Garza, Pct #4

**Investment Report**  
Live Oak County, Texas  
Prepared by Kitley Wasicek  
For the Quarter Ending June 30, 2022

|   | <u>Page</u> |
|---|-------------|
| Summary of Funds                                | 1           |
| Interest Received                               | 2           |
| Investments Held by General Fund                | 3           |
| Investments Held by Farm to Market & Lateral Rd | 4           |
| Investments Held by R&B Precinct No. 3          | 5           |

**Live Oak County, Texas**  
**Investments Held by Treasurer Wasicek**  
**Detailed by Financial Institution**  
**For the Quarter Ending June 30, 2022**

| Fund #                   | Fund Description            | TOTAL                | Prosperity<br>Private<br>Investments | Prosperity<br>Bank Trust |
|--------------------------|-----------------------------|----------------------|--------------------------------------|--------------------------|
| 012                      | General                     | 7,945,008.93         | 4,764,985.60                         | 3,180,023.33             |
| 019                      | Farm to Market & Lateral Rd | 2,124,805.51         | 0.00                                 | 2,124,805.51             |
| 023                      | R&B, Precinct No. 3         | 993,284.41           | 993,284.41                           | 0.00                     |
| <b>TOTAL INVESTMENTS</b> |                             | <b>11,063,098.85</b> | <b>5,758,270.01</b>                  | <b>5,304,828.84</b>      |

Live Oak County, Texas  
Investment Interest Received  
For the Quarter Ending June 30, 2022

| Fund #                | Fund Description            | <b>TOTAL<br/>INTEREST</b> | Prosperity<br>Private<br>Investments | Prosperity Bank<br>Trust |
|-----------------------|-----------------------------|---------------------------|--------------------------------------|--------------------------|
| 012                   | General                     | <b>16,960.72</b>          | 14,178.94                            | 2,781.78                 |
| 019                   | Farm to Market & Lateral Rd | <b>4,028.40</b>           | 0.00                                 | 4,028.40                 |
| 023                   | R&B, Precinct No. 3         | <b>25.20</b>              | 25.20                                | 0.00                     |
| <b>TOTAL INTEREST</b> |                             | <b>21,014.32</b>          | <b>14,204.14</b>                     | <b>6,810.18</b>          |

LIVE OAK COUNTY, TEXAS  
**GENERAL FUND (012)**  
 SCHEDULE OF INVESTMENTS  
 FOR THE QUARTER ENDING JUNE 30, 2022

| Description  | Rate  | Maturity Date | Quantity              | Market Value<br>June 30, 2022 |
|--|-------|---------------|-----------------------|-------------------------------|
| <b>PROSPERITY PRIVATE INVESTMENT SECURITIES:</b>               |       |               |                       |                               |
| <u>Cash, Raymond James Bank Deposit</u>                        | 0.01% |               |                       | \$17,740.60                   |
| <u>Certificates of Deposits</u>                                |       |               |                       |                               |
| Capital One Bank - VA  | 2.50% | 12/13/22      | \$250,000.00          | \$250,517.50                  |
| Choice Bank  | 2.20% | 12/15/22      | \$250,000.00          | \$250,170.00                  |
| Citibank - NA  | 3.40% | 01/09/24      | \$250,000.00          | \$251,125.00                  |
| Bay Community Bankcorp - CA                                    | 1.15% | 12/22/26      | \$250,000.00          | \$226,720.00                  |
| Continental Bk - UT  | 0.40% | 01/29/25      | \$250,000.00          | \$231,865.00                  |
| First Comrl Bank   | 0.30% | 12/30/24      | \$250,000.00          | \$231,737.50                  |
| 1st Financial Bank - SD  | 0.20% | 08/21/23      | \$250,000.00          | \$242,355.00                  |
| First National Bank Amer - MI                                  | 1.25% | 12/30/26      | \$250,000.00          | \$227,595.00                  |
| First Reliance Bank  | 0.30% | 01/15/26      | \$250,000.00          | \$224,407.50                  |
| Goldman Sachs Bank USA   | 3.40% | 01/09/24      | \$250,000.00          | \$251,125.00                  |
| Hiawatha NB  | 0.40% | 12/23/25      | \$250,000.00          | \$225,620.00                  |
| Jonesboro St Bank  | 1.20% | 12/30/26      | \$250,000.00          | \$227,082.50                  |
| JPMorgan Chase Bank NA - OH                                    | 0.50% | 12/29/25      | \$250,000.00          | \$226,442.50                  |
| Live Oak Bkg Co - NC   | 0.45% | 01/15/26      | \$250,000.00          | \$225,657.50                  |
| Morgan Stanley Bank, NA - UT                                   | 3.35% | 01/10/24      | \$250,000.00          | \$250,937.50                  |
| Morgan Stanley Bank, NA - UT                                   | 1.95% | 12/19/24      | \$250,000.00          | \$241,760.00                  |
| Morton Community Bank  | 0.30% | 01/13/23      | \$250,000.00          | \$247,525.00                  |
| Raymond James Bank NA - FL                                     | 1.85% | 12/30/24      | \$250,000.00          | \$241,010.00                  |
| State Bank of Texas - TX                                       | 0.15% | 01/31/23      | \$250,000.00          | \$246,997.50                  |
| UBS Bank USA   | 1.15% | 12/29/26      | \$250,000.00          | \$226,595.00                  |
| Total Invested in Certificates of Deposit                      |       |               | \$5,000,000.00        | \$4,747,245.00                |
| <b>TOTAL INVESTED IN PROSPERITY PRIVATE INV/ RAYMOND JAMES</b> |       |               | <b>\$5,000,000.00</b> | <b>\$4,764,985.60</b>         |
| <b>PROSPERITY BANK TRUST:</b>                                  |       |               |                       |                               |
| <u>Cash</u>  |       |               |                       | \$0.00                        |
| <u>Money Market</u>  |       |               |                       |                               |
| Federated Hermes Gov't Obl Tax-Mgd Fund                        | 0.05% |               |                       | \$2,678,402.13                |
| <u>Certificates of Deposits</u>                                |       |               |                       |                               |
| Crossfire Bank   | 2.30% | 07/22/22      | \$248,000.00          | \$248,091.76                  |
| Morgan Stanley Bank  | 2.65% | 01/11/23      | \$248,000.00          | \$248,659.68                  |
| Total Invested in Certificates of Deposit                      |       |               | \$496,000.00          | \$496,751.44                  |
| <u>Accrued Income</u>  |       |               |                       | \$4,869.76                    |
| <b>TOTAL INVESTED IN PROSPERITY BANK TRUST</b>                 |       |               |                       | <b>\$3,180,023.33</b>         |
| <b>TOTAL INVESTMENTS, GENERAL FUND</b>                         |       |               |                       | <b>\$7,945,008.93</b>         |

LIVE OAK COUNTY, TEXAS  
**FARM TO MARKET & LATERAL ROAD FUND (019)**  
 SCHEDULE OF INVESTMENTS  
 FOR THE QUARTER ENDING JUNE 30, 2022

| Description   | Rate  | Maturity Date | Quantity     | Market Value<br>30, 2022 | June       |
|---|-------|---------------|--------------|--------------------------|------------|
| <b>PROSPERITY BANK TRUST:</b>                               |       |               |              |                          |            |
| <u>Cash</u>   |       |               |              |                          | \$0.00     |
| <u>Money Market</u>   |       |               |              |                          |            |
| Federated Hermes Gov't Obl Tax-Mgd Fund                     | 0.06% |               |              | \$1,623,224.50           |            |
| <u>Certificates of Deposits</u>                             |       |               |              |                          |            |
| Capital One Bank USA  | 2.60% | 12/20/22      | \$248,000.00 | \$248,627.44             |            |
| Sallie Mae Bank   | 2.65% | 01/10/23      | \$248,000.00 | \$248,659.68             |            |
| Total Invested in Certificates of Deposit                   |       |               | \$496,000.00 | \$497,287.12             |            |
| <u>Accrued Income</u>                                       |       |               |              |                          | \$4,293.89 |
| <b>TOTAL INVESTED IN PROSPERITY BANK TRUST</b>              |       |               |              | <b>\$2,124,805.51</b>    |            |
| <b>TOTAL INVESTMENTS, FARM TO MARKET &amp; LATERAL ROAD</b> |       |               |              | <b>\$2,124,805.51</b>    |            |

LIVE OAK COUNTY, TEXAS  
**R&B PRECINCT NO.3 FUND (023)**  
 SCHEDULE OF INVESTMENTS  
 FOR THE QUARTER ENDING JUNE 30, 2022

| Description  | Rate  | Maturity Date | Quantity              | Market Value<br>30, 2022 | June                |
|--|-------|---------------|-----------------------|--------------------------|---------------------|
| <b>PROSPERITY PRIVATE INVESTMENT SECURITIES:</b>               |       |               |                       |                          |                     |
| <u>Cash, Raymond James Bank Deposit</u>                        | 0.01% |               |                       |                          | \$41.91             |
| <u>Certificates of Deposits</u>                                |       |               |                       |                          |                     |
| Dubuque B&TC   | 0.35% | 02/07/23      | \$250,000.00          |                          | \$247,120.00        |
| Industrial & Comml Bank China - NY                             | 0.10% | 08/19/22      | \$250,000.00          |                          | \$249,422.50        |
| Prospect Bank Paris - IL                                       | 0.04% | 08/05/22      | \$250,000.00          |                          | \$249,580.00        |
| Minnesota B&T  | 0.35% | 02/07/23      | \$250,000.00          |                          | \$247,120.00        |
| Total Invested in Certificates of Deposit                      |       |               | <u>\$1,000,000.00</u> |                          | <u>\$993,242.50</u> |
| <b>TOTAL INVESTED IN PROSPERITY PRIVATE INV/ RAYMOND JAMES</b> |       |               | <b>\$1,000,000.00</b> |                          | <b>\$993,284.41</b> |
| <b>TOTAL INVESTMENTS, R&amp;B PRECINCT NO. 3</b>               |       |               |                       |                          | <b>\$993,284.41</b> |