



**Kitley Wasicek
Live Oak County Treasurer
Monthly Treasurer's Report
For the Month Ending June 30, 2025**

Pursuant to LGC 114.026, I, Kitley Wasicek, do hereby submit the Treasurer's Monthly Report. The report includes, but not limited to, money received and disbursed, debts due to (if known) and owed by the County, and all other proceedings in the treasurer's office that pertain to the Financial Standing of Live Oak County, Texas. The bank statements have been reconciled; any adjustments have been noted including any amount that has been identified and reconciled on the individual bank statements.

Therefore, Kitley Wasicek, County Treasurer of Live Oak County, Texas, who being fully sworn upon oath says that the within and foregoing report is true and correct to the best of her knowledge.

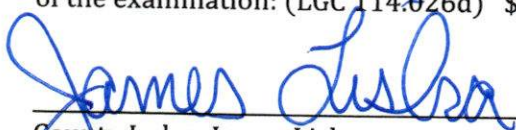
Filed with the accompanying reports this, the **25th day of July 2025**.

 7/25/25
Kitley C. Wasicek, Treasurer, Live Oak County/ Date


Commissioners' Court having reviewed the Treasurer's Report on this date as presented, having taken reasonable steps to ensure its accuracy and based upon presentations of the Treasurer's Office approve the report, subject to the county auditor's review and request that it be filed with the official minutes of this meeting. (LGC 114.026c)

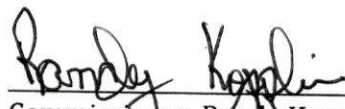
In addition, the signatures below affirm that the Treasurers' Report complies with statutes as referenced. (LGC 114.026d)


The total amount of cash and investments that are in the custody of the county treasurer at the time of the examination: (LGC 114.026d) **\$66,653,336.00 Month Ending Balance**

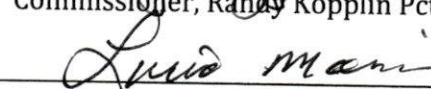

County Judge, James Liska


Regina Dove, County Auditor


Commissioner Richard Lee, Pct #1


Commissioner, Randy Kopplin Pct #2


Commissioner Mitchell Williams, Pct #3


Commissioner Lucio Morin, Pct #4

Treasurer's Monthly Report

Live Oak County, Texas

Prepared by Kitley Wasicek

For the Month Ending June 30, 2025

	<u>Page</u>
Summary of Funds	1
Trial Balance by Fund	2
Interest Received	4
Bond Indebtedness	5
Balance Trends	6
Cummulative Funds by Year	7
Collateral Report	8

Live Oak County, Texas
Interest Received for the Month
For the Month Ending June 30, 2025

Fund #	Description	TOTAL	Prosperity Checking	Ameriprise	Raymond James
012	General	61,756.00	9,605.85	44,301.85	7,848.30
034	Clerk Technology Fund	7.56	7.56		
035	JP Tech Fund	95.83	95.83		
016	ARPA Grant	14.14	14.14		
028	Special Lateral Road	204.91	204.91		
029	Farm to Market & Lateral Rd	3,096.70	329.72	2,766.98	
020	R&B, General	32,247.11	564.25	31,682.86	
021	R&B, Precinct No. 1	2,813.61	2,586.65	226.96	
022	R&B, Precinct No. 2	7,364.19	2,735.74	4,628.45	
023	R&B, Precinct No. 3	5,738.91	1,817.37	239.27	3,682.27
024	R&B, Precinct No. 4	9,751.11	1,056.90	8,694.21	
015	Solid Waste Disposal	615.19	615.19		
032	County Records Mgmt	294.62	294.62		
039	Courthouse Security	31.18	31.18		
033	Dist Records Mgmt & Preservation	15.77	15.77		
060	Interest & Sinking	135.75	135.75		
070	Construction	10,579.73	2,063.46	8,516.27	
080	LOC Airport	191.93	191.93		
038	Pre-Trial Diversion	110.98	110.98		
036	Law Library	8.77	8.77		
054	FES Treasury	19.64	19.64		
055	FES Justice	53.86	53.86		
059	Crimestoppers , Chpt 59 St Forf.	132.28	132.28		
TOTAL INTEREST		135,279.77	22,692.35	101,056.85	11,530.57
				112,587.42	
				135,279.77	

Live Oak County, Texas
Bond Indebtedness
June 30, 2025

For General County Purposes:

Certificates of Obligation, Series 2006

Original Debt	8,000,000
Interest Rate	4.30%

Estimated Outstanding Balance as of	June 30, 2025	3,265,750
-------------------------------------	---------------	------------------

The annual requirements for the Certificates of Obligation for years subsequent to June 30, 2025 are as follows:

<u>Fiscal Year Ending December 31st</u>	<u>Principal</u>	<u>Interest</u>	<u>Total</u>
2025 August		60,738	60,738
2026 February	420,000	60,738	480,738
2026 August		51,708	51,708
2027 February	440,000	51,708	491,708
2027 August		42,248	42,248
2028 February	460,000	42,248	502,248
2028 August		32,358	32,358
2029 February	480,000	32,358	512,358
2029 August		22,038	22,038
2030 February	500,000	22,038	522,038
2030 August		11,288	11,288
2031 February	525,000	11,288	536,288
2024-2031	2,825,000	440,750	3,265,750

Pledge Security Listing

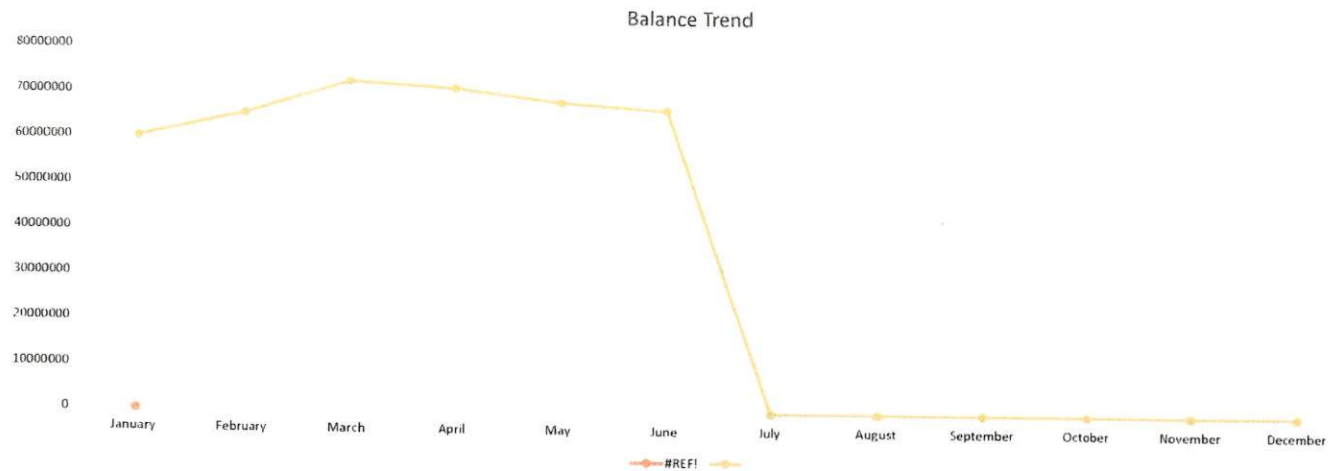
June 30, 2025

ID	CUSIP	Description	Safekeeping Location	Safekeeping Receipt	Coupon	Maturity Date	Call Date	Moody	S&P	Fitch	ASC 320	Face Amount	Current Par	Current Book Value	Market Value	Gain(Loss)
COUNTY OF LIVE OAK																
4948	31418CQH0	FNMA #MA3155	FHLB		3.00	10/01/2032		AAA	AA+	AAA	HTM	45,200,000	5,871,117.95	5,976,968.95	5,666,247.70	(310,721.26)
5509	31418DQ54	FNMA #MA4075	FHLB		2.50	07/01/2035		AAA	AA+	AAA	HTM	10,000,000	3,431,959.80	3,554,411.34	3,214,172.81	(340,238.52)
5534	31418DW65	FNMA #MA4268	FHLB		2.00	02/01/2041		AAA	AA+	AAA	HTM	26,700,000	17,157,462.72	17,633,600.25	14,475,516.24	(3,158,084.01)
5571	31418DZZ8	FNMA #MA4359	FHLB		1.50	06/01/2036		AAA	AA+	AAA	HTM	9,500,000	5,953,443.00	5,997,788.12	5,275,394.24	(722,393.88)
5604	31418D4G4	FNMA #MA4422	FHLB		2.00	09/01/2041		AAA	AA+	AAA	HTM	9,400,000	6,707,409.48	6,871,461.10	5,634,067.61	(1,237,393.48)
Total for COUNTY OF LIVE OAK												100,800,000	39,121,392.95	40,034,229.76	34,265,398.60	(5,768,831.15)

Monthly Balance Sheet

Balance Trend as of June 30, 2025

Fund	January	February	March	April	May	June	July	August	September	October	November	December
General	012	\$21,097,661.92	\$26,625,001.43	\$31,216,166.42	\$30,441,969.89	\$29,885,408.55	\$29,510,893.22					
Sweep		\$20,000.00	\$20,000.00	\$20,000.00	\$20,000.00	\$20,000.00	\$0.00					
IHC	013	\$588,251.40	\$586,953.63	\$561,700.81	\$557,784.65	\$544,533.52	\$530,926.72					
Clerk Tech Fund	034	\$8,123.43	\$8,140.72	\$8,165.41	\$8,180.47	\$8,207.34	\$8,223.46					
Solid Waste	015	\$386,534.46	\$369,470.77	\$708,270.15	\$682,422.89	\$676,019.75	\$656,286.00					
Petty \$		\$25.00	\$25.00	\$25.00	\$25.00	\$25.00	\$25.00					
Grnt	016	\$364,882.81	\$364,952.79	\$336,313.15	\$126,180.19	\$46,016.40	\$3,003.07					
Special Lateral R & B	028	\$222,408.42	\$222,451.07	\$222,498.30	\$222,544.02	\$222,591.27	\$222,796.18					
Farm to Market Lateral	029	\$4,096,208.19	\$4,241,594.16	\$2,699,485.83	\$2,723,874.17	\$2,742,413.89	\$1,008,692.98					
Road & Bridge Genl	020	\$11,182,365.45	\$11,319,721.69	\$11,546,786.47	\$11,675,142.47	\$11,726,600.26	\$11,774,270.83					
R&B Precinct 1	021	\$3,190,292.91	\$2,993,956.54	\$3,272,619.61	\$2,951,920.39	\$2,789,045.28	\$2,825,940.07					
R&B Precinct 2	022	\$5,165,235.34	\$5,104,552.45	\$5,521,077.03	\$5,427,848.49	\$5,045,294.94	\$5,404,384.63					
R&B Precinct 3	023	\$4,945,404.51	\$4,756,423.55	\$4,144,296.46	\$4,079,690.22	\$3,873,438.09	\$4,110,983.66					
R&B Precinct 4	024	\$4,854,679.01	\$4,783,423.58	\$4,978,601.26	\$4,907,413.02	\$4,271,328.26	\$4,494,822.25					
JP Tech	035	\$98,781.14	\$100,173.32	\$101,827.14	\$101,851.53	\$102,854.40	\$104,349.36					
Law Library	036	\$7,184.05	\$7,745.48	\$8,132.10	\$8,903.88	\$9,255.83	\$9,649.60					
Co Records Mngmt	032	\$304,025.55	\$305,581.11	\$308,932.59	\$312,953.06	\$316,571.41	\$320,436.19					
CRTHSE SEC	039	\$23,512.42	\$25,552.79	\$27,789.16	\$30,224.09	\$32,189.97	\$34,164.50					
DIST REC MNGMT	033	\$16,258.01	\$16,744.50	\$16,691.24	\$16,920.32	\$16,958.76	\$16,984.80					
Pre-Trial Diversion	038	\$120,147.86	\$121,733.12	\$122,061.90	\$123,992.98	\$124,693.12	\$119,464.10					
Treasury	054	\$21,315.10	\$21,323.72	\$21,328.25	\$21,332.63	\$21,337.16	\$21,356.80					
Justice	055	\$54,451.27	\$54,473.27	\$53,263.33	\$55,876.65	\$58,512.55	\$58,566.41					
Crimestropper Ch 59	059	\$50,224.01	\$49,615.99	\$46,891.08	\$146,767.31	\$144,838.40	\$143,176.35					
I & S	060	-\$188,524.71	-\$51,544.33	\$140,736.25	\$144,591.59	\$146,412.75	\$148,081.38					
Construction	070	\$1,896,943.82	\$2,772,605.96	\$5,868,703.11	\$5,750,963.17	\$4,835,568.32	\$4,621,681.16					
LOC AIRPORT	080	\$211,929.83	\$205,472.42	\$203,973.30	\$199,398.74	\$190,211.16	\$203,847.61					
OPER	091	\$300,000.00	\$300,000.00	\$300,000.00	\$300,000.00	\$300,000.00	\$300,000.00					
		\$60,038,296.20	\$65,326,144.73	\$72,457,335.35	\$71,048,771.82	\$68,150,326.38	\$66,653,006.33	\$0.00	\$0.00	\$0.00	\$0.00	\$0.00



LIVE OAK COUNTY
Treasurer Monthly Report
From 06/01/2025 to 06/30/2025

	Description	Begin Balance	Debit Less Interest	Credit	Interest	Ending Balance
101 DEPT	PETTY CASH	10,750.00	0.00	0.00	0.00	10,750.00
103 DEPT	CASH ON DEPOSIT	8,857,883.61	1,866,912.98	2,329,265.61	9,605.85	8,405,136.83
115 DEPT	INVESTMENTS	21,016,774.94	72,024.91	45,943.61	52,150.15	21,095,006.39
012 FUND	GENERAL	29,885,408.55	1,938,937.89	2,375,209.22	61,756.00	29,510,893.22✓
103 DEPT	CASH ON DEPOSIT	544,533.52	13,606.80	27,213.60	0.00	530,926.72
013 FUND	INDIGENT HEALTH CARE FUND	544,533.52	13,606.80	27,213.60	0.00	530,926.72✓
103 DEPT	CASH ON DEPOSIT	676,019.75	38,185.76	58,534.70	615.19	656,286.00
015 FUND	SOLID WASTE DISPOSAL FUND	676,019.75	38,185.76	58,534.70	615.19	656,286.00✓
103 DEPT	CASH ON DEPOSIT	46,016.40	43,027.47	86,054.94	14.14	3,003.07
016 FUND	GRANT FUND	46,016.40	43,027.47	86,054.94	14.14	3,003.07✓
103 DEPT	CASH ON DEPOSIT	602,170.69	33,499.34	18,906.97	564.25	617,327.31
115 DEPT	INVESTMENTS	11,124,429.57	46,919.85	46,088.76	31,682.86	11,156,943.52
020 FUND	ROAD & BRIDGE GENERAL	11,726,600.26	80,419.19	64,995.73	32,247.11	11,774,270.83✓
103 DEPT	CASH ON DEPOSIT	2,720,912.72	1,095,137.67	1,061,056.49	2,586.65	2,757,580.55
115 DEPT	INVESTMENTS	68,132.56	219.25	219.25	226.96	68,359.52
021 FUND	R&B PRECINCT 1	2,789,045.28	1,095,356.92	1,061,275.74	2,813.61	2,825,940.07✓
103 DEPT	CASH ON DEPOSIT	2,648,402.61	693,907.84	342,980.89	2,735.74	3,002,065.30
115 DEPT	INVESTMENTS	2,396,892.33	29,012.39	28,213.84	4,628.45	2,402,319.33
022 FUND	R&B PRECINCT 2	5,045,294.94	722,920.23	371,194.73	7,364.19	5,404,384.63✓
103 DEPT	CASH ON DEPOSIT	1,734,108.94	691,699.97	463,445.39	1,817.37	1,964,180.89
115 DEPT	INVESTMENTS	2,139,329.15	12,580.77	9,028.69	3,921.54	2,146,802.77
023 FUND	R&B PRECINCT 3	3,873,438.09	704,280.74	472,474.08	5,738.91	4,110,983.66✓
103 DEPT	CASH ON DEPOSIT	963,456.52	377,574.61	164,646.34	1,056.90	1,177,441.69
115 DEPT	INVESTMENTS	3,307,871.74	27,043.78	26,229.17	8,694.21	3,317,380.56
024 FUND	R&B PRECINCT 4	4,271,328.26	404,618.39	190,875.51	9,751.11	4,494,822.25✓
103 DEPT	CASH ON DEPOSIT	0.00	0.00	0.00	0.00	0.00
025 FUND	SOLID WASTE DISPOSAL FUND	0.00	0.00	0.00	0.00	0.00
103 DEPT	CASH ON DEPOSIT	222,591.27	0.00	0.00	204.91	222,796.18
028 FUND	SPECIAL LATERAL R&B	222,591.27	0.00	0.00	204.91	222,796.18
103 DEPT	CASH ON DEPOSIT	1,213,065.06	2,274,120.74	3,481,576.37	329.72	5,939.15
115 DEPT	INVESTMENTS	1,529,348.83	21,342.36	550,704.34	2,766.98	1,002,753.83
029 FUND	FM & LATERAL R&B	2,742,413.89	2,295,463.10	4,032,280.71	3,096.70	1,008,692.98✓
103 DEPT	CASH ON DEPOSIT	316,571.41	15,288.71	11,718.55	294.62	320,436.19
032 FUND	COUNTY, RECORDS MANAGEMENT	316,571.41	15,288.71	11,718.55	294.62	320,436.19✓
103 DEPT	CASH ON DEPOSIT	16,958.76	1,050.26	1,039.99	15.77	16,984.80
033 FUND	DISTRICT, RECORDS MANAGEMENT	16,958.76	1,050.26	1,039.99	15.77	16,984.80✓
103 DEPT	CASH ON DEPOSIT	8,207.34	18.86	10.30	7.56	8,223.46
034 FUND	CLERK TECHNOLOGY FUND	8,207.34	18.86	10.30	7.56	8,223.46✓
103 DEPT	CASH ON DEPOSIT	102,854.40	2,820.06	1,420.93	95.83	104,349.36
035 FUND	JP TECHNOLOGY FUND	102,854.40	2,820.06	1,420.93	95.83	104,349.36✓
103 DEPT	CASH ON DEPOSIT	9,255.83	1,641.58	1,256.58	8.77	9,649.60
036 FUND	LAW LIBRARY	9,255.83	1,641.58	1,256.58	8.77	9,649.60✓

LIVE OAK COUNTY
Treasurer Monthly Report
From 06/01/2025 to 06/30/2025

Description	Begin Balance	Debit Less Interest	Credit	Interest	Ending Balance
103 DEPT CASH ON DEPOSIT	124,693.12	10,600.00	15,940.00	110.98	119,464.10
038 FUND PRETRIAL DIVERSION/INTERVENTION	124,693.12	10,600.00	15,940.00	110.98	119,464.10✓
103 DEPT CASH ON DEPOSIT	32,189.97	3,886.70	1,943.35	31.18	34,164.50
039 FUND COURTHOUSE SECURITY	32,189.97	3,886.70	1,943.35	31.18	34,164.50✓
103 DEPT CASH ON DEPOSIT	21,337.16	0.00	0.00	19.64	21,356.80
054 FUND FES-TREASURY	21,337.16	0.00	0.00	19.64	21,356.80✓
103 DEPT CASH ON DEPOSIT	58,512.55	0.00	0.00	53.86	58,566.41
055 FUND FES-JUSTICE	58,512.55	0.00	0.00	53.86	58,566.41✓
103 DEPT CASH & CASH EQUIVALENT	144,718.40	1,674.33	3,348.66	132.28	143,176.35
059 FUND CRIMESTOPPERS, CHPT 59 ST FORF	144,718.40	1,674.33	3,348.66	132.28	143,176.35✓
103 DEPT CASH ON DEPOSIT	146,412.75	3,065.76	1,532.88	135.75	148,081.38
060 FUND INTEREST & SINKING	146,412.75	3,065.76	1,532.88	135.75	148,081.38✓
103 DEPT CASH ON DEPOSIT	2,279,011.83	224,466.89	448,933.78	2,063.46	2,056,608.40
115 DEPT INVESTMENTS	2,556,556.49	8,226.90	8,226.90	8,516.27	2,565,072.76
070 FUND CONSTRUCTION	4,835,568.32	232,693.79	457,160.68	10,579.73	4,621,681.16✓
103 DEPT CASH ON DEPOSIT	190,211.16	45,126.38	31,681.86	191.93	203,847.61
080 FUND AIRPORT	190,211.16	45,126.38	31,681.86	191.93	203,847.61✓
103 DEPT CASH ON DEPOSIT	0.00	0.00	0.00	0.00	0.00
090 FUND PAYROLL CLEARING	0.00	0.00	0.00	0.00	0.00
103 DEPT CASH ON DEPOSIT	300,000.00	0.00	0.00	0.00	300,000.00
091 FUND OPERATING/CLEARING	300,000.00	0.00	0.00	0.00	300,000.00✓
GRAND TOTAL	68,130,181.38	7,654,682.92	9,267,162.74	135,279.77	66,652,981.33

Betty + 2500
46,653,000.33