



Kitley Wasicek  
Live Oak County Treasurer  
Investment Report  
For the Month Ending May 31, 2023

I, Kitley Wasicek, Live Oak County Treasurer and Investment Officer do hereby submit the Quarterly Investment Report. The investment statements are reconciled monthly.

All investments are in compliance with both the Public Funds Investment Act and the Live Oak County Investment Policy. The investment strategy is passive, which maintains a liquid cash flow and safety of the investment as priorities. Prosperity Private Investments and Ameriprise follow the directive that all certificates of deposit shall be at a federally insured depository institution and the full amount of the principal and accrued interest is insured by the United States.


Therefore, Kitley Wasicek, County Treasurer of Live Oak County, Texas, who being fully sworn, upon oath says that the within and foregoing report is true and correct to the best of her knowledge.


Filed with the accompanying reports this, the **14<sup>th</sup> day of August 2023**.

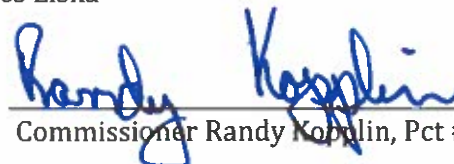
 8/14/23  
Kitley Wasicek, Treasurer, Live Oak County/ Date

Commissioners' Court having reviewed the Investment Quarterly Report as presented, hereby approve the report and request that it be filed with the official minutes of this meeting.


The ending quarterly balance of investments that are in the custody of the county treasurer equals:  
**\$33,295,460.55**

  
County Judge, James Liska

  
Commissioner Richard Lee, Pct #1

  
Commissioner Randy Koppin, Pct #2

  
Commissioner Mitchell Williams, Pct #3

  
Commissioner Lucio Morin, Pct #4

**Investment Report**  
Live Oak County, Texas  
Prepared by Kitley Wasicek  
For the Quarter Ending May 31, 2023

	<u>Page</u>
Summary of Funds	1
Individual Investment Breakdown	2
Interest Received	3
Investments Held Display	4
Trend	5

**MAY**

**JE TOTALS**

12 GENL	R James LD455	012.104.100	Debit Beginning Balance 05.01.2023	Interest	Fees	Additions/ Dividends	FMV change DR+CR- Adjust	Ending Balance 04.30.2023	INTEREST	ADD/ADR WL	INT/DIV TOTAL	FMV
			4,734,512.31	6,621.08	\$0.00	0.00	(17,347.50)	4,723,785.89		RJF	6,621.08	
			10,272,193.23	2,038.10	\$0.00	61,549.83	(32,891.67)	10,302,899.49		AMPR	63,587.93	
			4,000,000.00					4,000,000.00				
		<b>012 Total</b>	<b>19,006,705.54</b>	<b>8,659.18</b>	<b>\$0.00</b>	<b>61,549.83</b>	<b>(50,239.17)</b>	<b>19,026,675.38</b>	<b>8,659.18</b>	<b>61,549.83</b>	<b>70,209.01</b>	<b>(50,239.17)</b>
			2,154,412.70	11,498.33	\$0.00	1,348.88	(3,461.83)	2,163,798.08		AMPR	12,847.21	
			2,154,412.70	11,498.33	\$0.00	1,348.88	(3,461.83)	2,163,798.08	11,498.33	1,348.88	12,847.21	(3,461.83)
		<b>019 Total</b>										
			5,008,054.07	920.97	\$0.00	624.41	(4,121.29)	5,005,478.16		AMPR	1,545.38	
			5,008,054.07	920.97	0.00	624.41	(4,121.29)	5,005,478.16	920.97	624.41	1,545.38	(4,121.29)
		<b>020 Total</b>										
			2,026,493.01	13,753.52	\$0.00	285.83	(2,867.12)	2,037,665.24		AMPR	14,039.35	
			2,026,493.01	13,753.52	\$0.00	285.83	(2,867.12)	2,037,665.24	13,753.52	285.83	14,039.35	(2,867.12)
		<b>022 Total</b>										
			1,002,109.79	1,234.04	\$0.00	0.00	(940.00)	1,002,403.83		RJF	1,234.04	
			2,033,869.40	5,937.54	\$0.00	1,502.80	(2,392.15)	2,038,917.59		AMPR	7,440.34	
			3,035,979.19	7,171.58	0.00	1,502.80	(3,332.15)	3,041,321.42	7,171.58	1,502.80	8,674.38	(3,332.15)
		<b>023 Total</b>										
			2,018,433.43	0.00	\$0.00	3,873.11	(1,784.27)	2,020,522.27		AMPR	3,873.11	
			2,018,433.43	0.00	\$0.00	3,873.11	(1,784.27)	2,020,522.27	0.00	3,873.11	3,873.11	(1,784.27)
		<b>024 Total</b>										
									42,003.58	69,184.86	111,188.44	(65,805.83)
		<b>Total Investments</b>	33,250,077.94	42,003.58	0.00	69,184.86	(65,805.83)	33,295,460.55			TTL INT/DIV	TTL FMV +/-

05.31.2023

INVESTMENT NAME	MATURITY DATE	SYMBOL /CUSIP	CPN	BOOK VALUE	BEGINNING MARKET VALUE	ENDING MARKET VALUE	FULLY ACCRUED INTEREST EARNED
				QUANTITY 05.31.2023	ENDING VALUE LAST 05.01.2023	ENDING VALUE THIS 05.31.23	
<b>AMERIPRISE GENERAL AGENCY #6421</b>							
INVESCO TREASURY PRIVATE CLIENT	N/A	TPFXX	DAILY FX	\$ 12,729,063.49	\$ 8,695,181.23	\$ 12,729,063.49	
WELLS FARGO SIOUX FALLS SD	08/10/23	949763Y26	3.05%	\$ 200,000.00	\$ 198,836.00	\$ 199,082.00	\$ 4,930.14
CUSTOMERS BANK PHOENIXVILLE	08/15/23	23204HKB3	3.00%	\$ 200,000.00	\$ 198,758.00	\$ 198,996.00	\$ 4,767.13
SIGNATURE BANK NEW YORK NY	02/05/24	82669GDR2	3.10%	\$ 200,000.00	\$ 197,304.00	\$ 197,076.00	\$ 1,970.42
FIRST BK HAMILTON	02/16/24	319137BJ3	3.05%	\$ 200,000.00	\$ 197,116.00	\$ 196,842.00	\$ 250.68
ALLY BK MIDVALE UT	08/05/24	02007GXHI	3.45%	\$ 200,000.00	\$ 196,436.00	\$ 195,636.00	\$ 2,211.78
AMEX NATL BK SANDY UT	08/05/24	02589ADK5	3.35%	\$ 200,000.00	\$ 196,190.00	\$ 195,406.00	\$ 2,166.03
BURKE & HERBERT B&T ALEX. VA	08/05/24	121331AM4	3.35%	\$ 200,000.00	\$ 196,182.00	\$ 195,382.00	\$ 495.62
CAP ONE NA MCLEAN VA	08/05/24	14042RTF8	3.35%	\$ 200,000.00	\$ 196,190.00	\$ 195,406.00	\$ 2,166.03
					\$ 10,272,193.23	\$ 14,302,889.49	\$ 18,957.83
<b>AMERIPRISE FARM TO MARKET #9122</b>							
INVESCO TREASURY PRIVATE CLIENT	N/A	TPFXX	DAILY	\$ 706,583.97	\$ 194,387.40	\$ 706,583.97	
T NOTE US TREASURY NOTE	10/31/23	912828T91	1.6250%	\$ 500,000.00	\$ 491,990.00	\$ 492,385.00	\$ 706.52
FIDELITY CO-OP BANK LEOMINSTER MA	04/19/24	316077EF9	4.2500%	\$ 249,000.00	\$ 247,530.90	\$ 246,827.03	\$ 376.91
T NOTE US TREASURY NOTE	04/30/24	912828X70	2.0000%	\$ 250,000.00	\$ 243,067.50	\$ 242,725.00	\$ 434.79
INDEPENDENT BK MCKINNEY TX	10/12/24	45385JAE8	4.4000%	\$ 244,000.00	\$ 242,194.40	\$ 240,967.08	\$ 1,470.68
FHLB (FED HOME LOAN BANK)	10/28/24	3130APJ22	0.6600%	\$ 250,000.00	\$ 235,242.50	\$ 234,510.00	\$ 151.25
					\$ 1,654,412.70	\$ 2,163,798.08	\$ 3,140.15
<b>AMERIPRISE ROAD &amp; BRIDGE #3439</b>							
INVESCO TREASURY PRIVATE CLIENT	N/A	TPFXX	DAILY FX	\$ 90,239.66	\$ 88,995.54	\$ 90,239.66	
T NOTE US TREASURY NOTE	07/31/23	91282CCN9	0.1250%	\$ 1,250,000.00	\$ 1,234,575.00	\$ 1,239,212.50	\$ 522.28
T NOTE US TREASURY NOTE	01/31/24	9128285Z9	2.50%	\$ 1,250,000.00	\$ 1,227,787.50	\$ 1,227,537.50	\$ 10,445.45
FHLB (FED HOME LOAN BANK)	07/26/24	3130AULB8	4.875%	\$ 1,250,000.00	\$ 1,241,575.00	\$ 1,239,387.50	\$ 21,158.85
BMW BANK NO AMER SALT LAKE CITY	01/21/25	05580AU44	4.40%	\$ 244,000.00	\$ 241,718.68	\$ 240,537.64	\$ 3,882.61
MANUFACTURE & TRADERS BUFFALO NY	01/21/25	564759RQ3	4.45%	\$ 244,000.00	\$ 241,918.68	\$ 240,727.96	\$ 3,926.73
WASHINGTON FEDERAL BANK	01/23/25	938828CC2	4.50%	\$ 249,000.00	\$ 247,085.19	\$ 245,842.68	\$ 276.29
CITY NATL BANK LOS ANGELES	01/27/25	178180GV1	4.50%	\$ 244,000.00	\$ 242,094.36	\$ 240,896.32	\$ 3,820.44
SAFRA NATL BANK OF NY NY	01/27/25	78658RLE9	4.55%	\$ 244,000.00	\$ 242,304.20	\$ 241,096.40	\$ 3,802.06
					\$ 5,008,054.07	\$ 5,005,478.16	\$ 47,834.71
<b>AMERIPRISE PCT 2 #2343</b>							
INVESCO TREASURY PRIVATE CLIENT	N/A	TPFXX	DAILY FX	\$ 561,030.24	\$ 47,128.01	\$ 561,030.24	
T NOTE US TREASURY NOTE	10/31/23	9128285KA	2.8750%	\$ 500,000.00	\$ 495,080.00	\$ 495,115.00	\$ 1,250.00
T NOTE US TREASURY NOTE	04/30/24	91282CEK3	2.5000%	\$ 500,000.00	\$ 488,595.00	\$ 487,755.00	\$ 1,086.96
FED FARM CREDIT UNION	10/17/24	3133ENS68	4.6200%	\$ 500,000.00	\$ 495,690.00	\$ 493,765.00	\$ 2,823.33
					\$ 1,526,493.01	\$ 2,037,665.24	\$ 5,160.29
<b>AMERIPRISE PCT 3 #5315</b>							
INVESCO TREASURY PRIVATE CLIENT	N/A	TPFXX	DAILY FX	\$ 569,917.59	\$ 563,159.40	\$ 569,917.59	
T BILL	04/20/23	91282CDD0	0.3750%	\$ 500,000.00	\$ 488,885.00	\$ 489,785.00	\$ 163.05
T NOTE US TREASURY NOTE	10/31/23	912828X70	2.00%	\$ 500,000.00	\$ 486,135.00	\$ 485,450.00	\$ 869.56
FED FARM CREDIT UNION	10/17/24	3133ENS68	4.6200%	\$ 500,000.00	\$ 495,690.00	\$ 493,765.00	\$ 2,823.33
					\$ 2,033,869.40	\$ 2,038,917.59	\$ 3,855.94
<b>AMERIPRISE PCT 4 #4375</b>							
INVESCO TREASURY PRIVATE CLIENT	N/A	TPFXX	DAILY FX	\$ 549,152.27	\$ 547,148.43	\$ 549,152.27	
FHLB	08/24/23	3137EAEV7	0.250%	\$ 500,000.00	\$ 492,305.00	\$ 494,040.00	\$ 336.81
FHLMC	02/23/24	3134GXM43	3.400%	\$ 500,000.00	\$ 492,630.00	\$ 492,640.00	\$ 4,627.78
T NOTE US TREASURY NOTE	08/15/24	912828D56	2.375%	\$ 500,000.00	\$ 486,350.00	\$ 484,690.00	\$ 3,477.21
					\$ 2,018,433.43	\$ 2,020,522.27	\$ 8,441.80
<b>PROSPERITY PRIVATE GEN LD455</b>							
RJ BANK DEPOSIT PROGRAM	N/A	N/A	0.250%	\$ 62,317.31	\$ 58,780.29	\$ 68,938.39	
BANKERS BANK OKLAHOMA CITY, OK	08/10/23	06610QEX5	4.6000%	\$ 250,000.00	\$ 247,420.00	\$ 244,880.00	\$ 661.64
CALPRIVATE BANK FDIC	12/27/23	13135NAV0	4.8500%	\$ 250,000.00	\$ 249,430.00	\$ 247,542.50	\$ 132.88
CITIBANK NA FDIC#7213	01/09/24	17312QZ36	3.4000%	\$ 250,000.00	\$ 247,455.00	\$ 247,182.50	\$ 3,306.85
CITIZEN STATE BK OF CLAYTON WI	01/31/28	176688CY3	3.7500%	\$ 250,000.00	\$ 238,342.50	\$ 236,010.00	\$ -
BAY COMMUNITY BANCORP	12/22/26	203485AC1	1.1500%	\$ 250,000.00	\$ 218,855.00	\$ 217,752.50	\$ 70.89
CONTINENTAL BK SALT LAKE CITY UT	01/29/25	211163KM1	0.4000%	\$ 250,000.00	\$ 231,022.50	\$ 230,705.00	\$ 334.25
FIRST CMRL BANK JACKSON MS	12/30/24	31984GFM6	0.3000%	\$ 250,000.00	\$ 231,350.00	\$ 230,990.00	\$ 2.05
1ST FINANCIAL BANK USA DAKOTA DUNES	08/21/23	32022RNX1	0.2000%	\$ 250,000.00	\$ 246,295.00	\$ 247,162.50	\$ 13.70
FIRST NATL BANK AMER EAST LANSING MI	12/30/23	32110YUY9	1.2500%	\$ 250,000.00	\$ 219,537.50	\$ 218,387.50	\$ 8.56
FIRST RELIANCE BK FLORENCE SC	01/15/26	33615RFA0	0.3000%	\$ 250,000.00	\$ 220,452.50	\$ 220,055.00	\$ 32.88
GOLDMAN SACHS BK USA	01/09/24	38148P3Z8	3.4000%	\$ 250,000.00	\$ 247,455.00	\$ 247,182.50	\$ 3,306.85
HIAWATHA NB	12/23/25	428548AX9	0.4000%	\$ 250,000.00	\$ 221,677.50	\$ 221,267.50	\$ 21.92
JONESBORO ST BK JONESBORO LA	12/30/26	48040PLG8	1.2000%	\$ 250,000.00	\$ 219,115.00	\$ 217,977.50	\$ 8.22
JPMORGAN CHASE BK NA COLUMBUS OH	12/29/25	48128UJZ0	0.5000%	\$ 250,000.00	\$ 222,385.00	\$ 221,987.50	\$ 523.97
LIVE OAK BKG CO	01/15/26	538036MM3	0.4500%	\$ 250,000.00	\$ 221,402.50	\$ 220,972.50	\$ 92.47
MORGAN STANLEY BK NA SAL LAKE CITY UT	01/10/24	61690UDA5	3.3500%	\$ 250,000.00	\$ 247,360.00	\$ 247,097.50	\$ 3,325.27
MORGAN STANLEY PRIVATE BK PURCHASE NY	12/19/24	61780A4L0	1.9500%	\$ 250,000.00	\$ 238,272.50	\$ 237,587.50	\$ 2,177.05
PRIME ALLIANCE BANK	12/16/27	74160NJH4	4.6500%	\$ 250,000.00	\$ 248,007.50	\$ 245,530.00	\$ 477.74
RAYMOND JAMES BK NA ST PETERSBURG FL	12/30/24	75472RAU5	1.8500%	\$ 250,000.00	\$ 237,652.50	\$ 236,892.50	\$ 1,926.03
UBS BANK USA	12/29/26	90348JY95	1.1500%	\$ 250,000.00	\$ 218,707.50	\$ 217,585.00	\$ 15.75
					\$ 4,730,975.29	\$ 4,723,785.89	\$ 16,348.97
<b>PROSPERITY PRIVATE PCT #3 LR053</b>							
RJ BANK DEPOSIT PROGRAM	N/A	N/A	0.250%	\$ 7,768.83	\$ 6,534.79	\$ 7,768.83	
FARMERS & MRCH BANK BERLIN WI	08/31/23	307811EP0	2.9500%	\$ 250,000.00	\$ 248,317.50	\$ 248,545.00	\$ -
FIRST CENTURY BANK	08/30/23	31943LAZ1	3.0000%	\$ 250,000.00	\$ 248,257.50	\$ 248,490.00	\$ 5,630.14
CITIZENS BANK NS PROVIDENCE RI	02/15/24	75524KQD9	4.7000%	\$ 250,000.00	\$ 249,547.50	\$ 248,830.00	\$ 3,860.14
TOWNEBANK PORTSMOUTH, VA	02/08/24	89214PDR7	4.6500%	\$ 250,000.00	\$ 249,452.50	\$ 248,770.00	\$ 3,567.12
					\$ 1,002,109.79	\$ 1,002,403.83	\$ 12,577.40
						\$ 33,295,460.55	\$ 116,317.09

2

Live Oak County, Texas  
Investment Interest Received  
For the Quarter Ending May 31, 2023

Fund #	Fund Description	TOTAL INTEREST	MAY	
			Raymond James Prosperity Private Investments	Ameriprise
012	General	70,209.01	\$ 6,621.08	\$ 63,587.93
019	Farm to APRket & Lateral Rd	12,847.21	\$ -	\$ 12,847.21
020	Road & Bridge, Gen'l	1,545.38	\$ -	\$ 1,545.38
022	R&B, Precinct No. 2	14,039.35	\$ -	\$ 14,039.35
023	R&B, Precinct No. 3	8,674.38	\$ 1,234.04	\$ 7,440.34
024	R&B, Precinct No. 4	3,873.11		\$ 3,873.11
<b>TOTAL INTEREST</b>		<b>111,188.44</b>	<b>\$ 7,855.12</b>	<b>\$ 103,333.32</b>

Live Oak County, Texas  
Investments Held by Treasurer Wasicek  
Detailed by Financial Institution  
For the Quarter Ending May 31, 2023

Fund #	Fund Description	TOTAL	Raymond James Prosperity Private Investments	Ameriprise
012	General	\$ 19,026,675.38	\$ 4,723,785.89	\$ 14,302,889.49
019	Farm to Market & Lateral Rd	\$ 2,163,798.08	\$ -	\$ 2,163,798.08
020	Road and Bridge, General	\$ 5,005,478.16	\$ -	\$ 5,005,478.16
022	R&B, Precinct No. 2	\$ 2,037,665.24		\$ 2,037,665.24
023	R&B, Precinct No. 3	\$ 3,041,321.42	\$ 1,002,403.83	\$ 2,038,917.59
024	R&B, Precinct No. 4	\$ 2,020,522.27	\$ -	\$ 2,020,522.27
<b>TOTAL INVESTMENTS</b>		<b>\$ 33,295,460.55</b>	<b>\$ 5,726,189.72</b>	<b>\$ 27,569,270.83</b>

# MONTHLY INVESTMENT REPORT

Investment Trend as of May 31, 2023

	012 GENL R James	012 GENL Ameriprise	019 FM MKT Ameriprise	020 RD & BR Ameriprise	022 PCT 2 Ameriprise	023 PCT 3 R James	023 PCT 3 Ameriprise	024 PCT 4 Ameriprise
January	\$4,721,973.56	\$10,167,056.62	\$2,134,492.19	\$4,995,724.23	\$2,006,267.63	\$998,268.05	\$2,010,573.29	\$1,986,687.13
February	\$4,712,955.24	\$10,206,049.70	\$2,132,704.97	\$4,983,917.75	\$2,009,041.12	\$999,090.84	\$2,008,890.16	\$2,005,235.89
March	\$4,719,137.79	\$10,236,590.64	\$2,144,029.22	\$5,005,898.51	\$2,014,584.51	\$1,000,158.46	\$2,021,204.63	\$2,016,453.54
April	\$4,734,512.31	\$10,272,193.23	\$2,154,412.70	\$5,008,054.07	\$2,026,493.01	\$1,002,109.79	\$2,033,869.40	\$2,018,433.43
May	\$4,723,785.89	\$14,302,889.49	\$2,163,798.08	\$5,005,478.16	\$2,037,665.24	\$1,002,403.83	\$2,038,917.59	\$2,020,522.27
June								\$33,295,460.55
July								
August								
September								
October								
November								
December								

