



Kitley Wasicek
Live Oak County Treasurer
Investment Report
For the Month Ending September 30, 2023

I, Kitley Wasicek, Live Oak County Treasurer and Investment Officer do hereby submit the Quarterly Investment Report. The investment statements are reconciled monthly.

All investments are in compliance with both the Public Funds Investment Act and the Live Oak County Investment Policy. The investment strategy is passive, which maintains a liquid cash flow and safety of the investment as priorities. Prosperity Private Investments and Ameriprise follow the directive that all certificates of deposit shall be at a federally insured depository institution and the full amount of the principal and accrued interest is insured by the United States.


Therefore, Kitley Wasicek, County Treasurer of Live Oak County, Texas, who being fully sworn, upon oath says that the within and foregoing report is true and correct to the best of her knowledge.


Filed with the accompanying reports this, the **27th Day of October 2023**.



Kitley Wasicek, Treasurer, Live Oak County/ Date

Commissioners' Court having reviewed the Investment Quarterly Report as presented, hereby approve the report and request that it be filed with the official minutes of this meeting.


The ending quarterly balance of investments that are in the custody of the county treasurer equals:
\$33,782,693.05


County Judge, James Liska


Commissioner Richard Lee, Pct #1


Commissioner Randy Koppin, Pct #2


Commissioner Mitchell Williams, Pct #3


Commissioner Lucio Morin, Pct #4

Investment Report
Live Oak County, Texas
Prepared by Kitley Wasicek
For the Quarter Ending September 30, 2023

	<u>Page</u>
Summary of Funds	1
Individual Investment Breakdown	2
Interest Received	3
Investments Held Display	4
Trend	5

SEPTEMBER

JE TOTALS

ND Code	Beginning Debit Balance 09.01.2022	Interest	Fees	Additions/ Dividends	FMV change DR+/CR- Adjust	Ending Balance 09.30.2023	JE TOTALS		FMV	
							INTEREST	ADD/WDR WL		INT/DIV TOTAL
12 GENL R James LD455 012.104.100	4,776,199.95	3,783.30	\$0.00	0.00	3,470.00	4,783,453.25	RJF	3,783.30		
12 GENL Ameriprise 6421 012.104.100	14,470,322.96	569.04	\$0.00	54,586.34	720.00	14,526,198.34	AMPR	55,155.38		
012 Total	19,246,522.91	4,352.34	\$0.00	54,586.34	4,190.00	19,309,651.59	4,352.34	54,586.34	58,938.68	4,190.00 CR 390.100
19 FM.MK T Ameriprise 9122 019.104.100	2,183,801.19	898.80	\$0.00	3,005.98	2,978.29	2,190,684.26	AMPR	3,904.78		
019 Total	2,183,801.19	898.80	\$0.00	3,005.98	2,978.29	2,190,684.26	898.80	3,005.98	3,904.78	2,978.29 CR 390.100
20 RD & BR GENL Ameriprise 3439 019.104.100	5,088,054.18	3,087.66	\$0.00	3,424.81	296.72	5,094,863.37	AMPR	6,512.47		
0202 Total	5,088,054.18	3,087.66	\$0.00	3,424.81	296.72	5,094,863.37	3,087.66	3,424.81	6,512.47	296.72 CR 390.100
22 PCT 2 Ameriprise 2343 022.104.100	2,050,948.00	0.00	\$0.00	2,379.84	2,055.00	2,055,382.84	AMPR	2,379.84		
022 Total	2,050,948.00	0.00	\$0.00	2,379.84	2,055.00	2,055,382.84	0.00	2,379.84	2,379.84	2,055.00 CR 390.100
23 PCT 3 R James LR053 023.104.100	1,015,164.71	91.59	\$0.00	0.00	(1,257.50)	1,013,998.80	RJF	91.59		
Ameriprise 5315	2,056,273.94	0.00	\$0.00	2,417.81	3,495.00	2,062,186.75	AMPR	2,417.81		
023 Total	3,071,438.65	91.59	\$0.00	2,417.81	2,237.50	3,076,185.55	91.59	2,417.81	2,509.40	2,237.50 CR 390.100
24 PCT 4 Ameriprise 4375 024.104.100	2,051,649.30	0.00	\$0.00	2,556.14	1,720.00	2,055,925.44	AMPR	2,556.14		
024 Total	2,051,649.30	0.00	\$0.00	2,556.14	1,720.00	2,055,925.44	0.00	2,556.14	2,556.14	1,720.00 CR 390.100
							8,430.39	68,370.92	76,801.31	13,477.51
									TTL INT/DIV	TTL FMV +/-
Total Investments	33,692,414.23	8,430.39	0.00	68,370.92	13,477.51	33,782,693.05				

8

Live Oak County, Texas
Investment Interest Received
For the Quarter Ending September 30, 2023

			SEPTEMBER	
Fund #	Fund Description	TOTAL INTEREST	Raymond James Prosperity Private Investments	Ameriprise
012	General	58,938.68	\$ 3,783.30	\$ 55,155.38
019	Farm to APRket & Lateral Rd	3,904.78	\$ -	\$ 3,904.78
020	Road & Bridge, Gen'l	6,512.47	\$ -	\$ 6,512.47
022	R&B, Precinct No. 2	2,379.84	\$ -	\$ 2,379.84
023	R&B, Precinct No. 3	2,509.40	\$ 91.59	\$ 2,417.81
024	R&B, Precinct No. 4	2,556.14	\$ -	\$ 2,556.14
TOTAL INTEREST		76,801.31	\$ 3,874.89	\$ 72,926.42

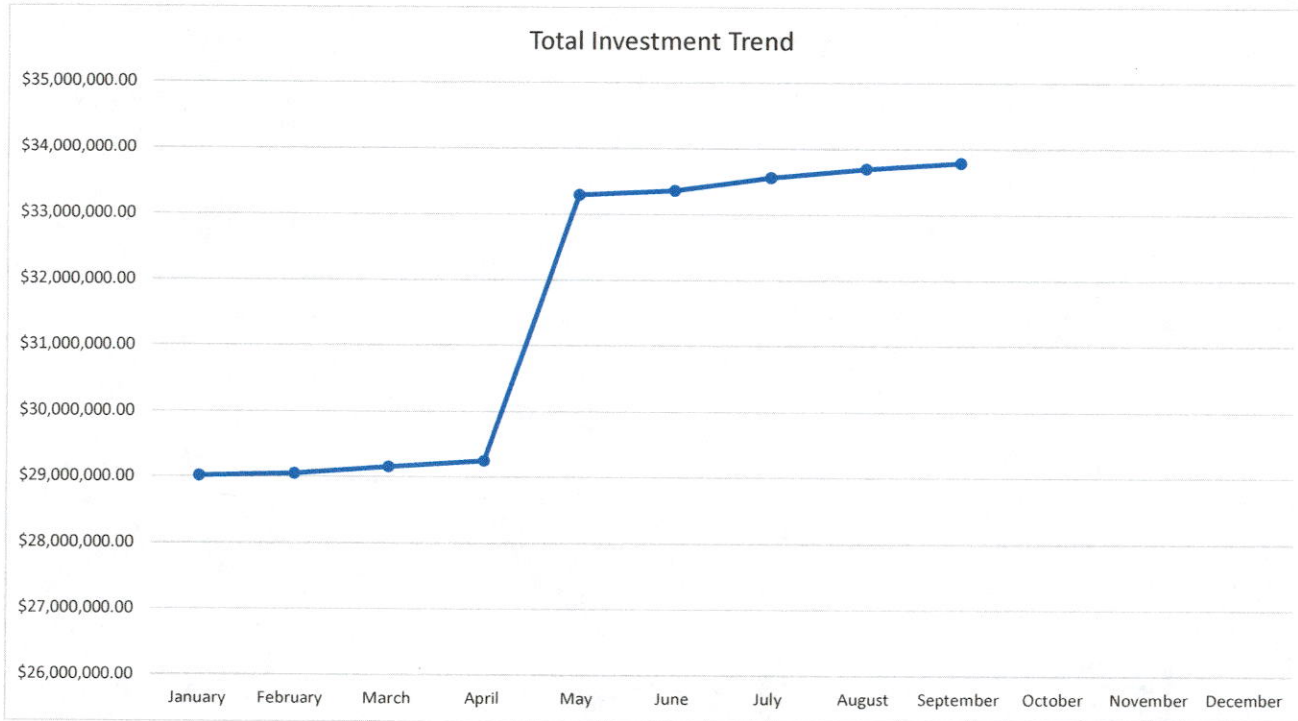
Live Oak County, Texas
Investments Held by Treasurer Wasicek
Detailed by Financial Institution
For the Quarter Ending September 30, 2023

Fund #	Fund Description	TOTAL	Raymond James Prosperity Private Investments	Ameriprise
012	General	\$ 19,309,651.59	\$ 4,783,453.25	\$ 14,526,198.34
019	Farm to Market & Lateral Rd	\$ 2,190,684.26	\$ -	\$ 2,190,684.26
020	Road and Bridge, General	\$ 5,094,863.37	\$ -	\$ 5,094,863.37
022	R&B, Precinct No. 2	\$ 2,055,382.84		\$ 2,055,382.84
023	R&B, Precinct No. 3	\$ 3,076,185.55	\$ 1,013,998.80	\$ 2,062,186.75
024	R&B, Precinct No. 4	\$ 2,055,925.44	\$ -	\$ 2,055,925.44
TOTAL INVESTMENTS		\$ 33,782,693.05	\$ 5,797,452.05	\$ 27,985,241.00

MONTHLY INVESTMENT REPORT

Investment Trend as of September 30, 2023

	012 GENL R James	012 GENL Ameriprise	019 FM MKT Ameriprise	020 RD & BR Ameriprise	022 PCT 2 Ameriprise	023 PCT 3 R James	023 PCT 3 Ameriprise	024 PCT 4 Ameriprise	
January	\$4,721,973.56	\$10,167,056.82	\$2,134,492.19	\$4,995,724.23	\$2,006,267.63	\$998,268.05	\$2,010,573.29	\$1,986,687.13	\$29,021,042.90
February	\$4,712,955.24	\$10,206,049.70	\$2,132,704.97	\$4,983,917.75	\$2,003,041.12	\$999,090.84	\$2,008,890.16	\$2,005,235.89	\$29,051,885.67
March	\$4,719,137.79	\$10,236,590.64	\$2,144,029.22	\$5,005,898.51	\$2,014,584.51	\$1,000,158.46	\$2,021,204.63	\$2,016,453.54	\$29,158,057.30
April	\$4,734,512.31	\$10,272,193.23	\$2,154,412.70	\$5,008,054.07	\$2,026,493.01	\$1,002,109.79	\$2,033,869.40	\$2,018,433.43	\$29,250,077.94
May	\$4,723,785.89	\$14,302,889.49	\$2,163,798.08	\$5,005,478.16	\$2,037,665.24	\$1,002,403.83	\$2,038,917.59	\$2,020,522.27	\$33,295,460.55
June	\$4,724,616.62	\$14,340,095.28	\$2,169,617.26	\$5,012,820.99	\$2,040,696.84	\$1,004,116.57	\$2,043,861.44	\$2,024,164.14	\$33,359,989.14
July	\$4,768,100.62	\$14,393,046.79	\$2,176,345.45	\$5,090,580.12	\$2,044,942.03	\$1,006,198.07	\$2,049,131.50	\$2,030,058.31	\$33,558,402.89
August	\$4,776,199.95	\$14,470,322.96	\$2,183,801.19	\$5,088,054.18	\$2,050,948.00	\$1,015,164.71	\$2,056,273.94	\$2,051,649.30	\$33,692,414.23
September	\$4,783,453.25	\$14,526,198.34	\$2,190,684.26	\$5,094,863.37	\$2,055,382.84	\$1,013,998.80	\$2,062,186.75	\$2,055,925.44	\$33,782,693.05
October									
November									
December									



Handwritten mark resembling a stylized 'J' or 'L'.