



Kitley Wasicek
Live Oak County Treasurer
Investment Report
For the Quarter Ending February 28, 2023

I, Kitley Wasicek, Live Oak County Treasurer and Investment Officer do hereby submit the Quarterly Investment Report. The investment statements are reconciled monthly.

All investments are in compliance with both the Public Funds Investment Act and the Live Oak County Investment Policy. The investment strategy is passive, which maintains a liquid cash flow and safety of the investment as priorities. Prosperity Private Investments and Prosperity Bank Trust follow the directive that all certificates of deposit shall be at a federally insured depository institution and the full amount of the principal and accrued interest is insured by the United States.

Therefore, Kitley Wasicek, County Treasurer of Live Oak County, Texas, who being fully sworn, upon oath says that the within and foregoing report is true and correct to the best of her knowledge.

Filed with the accompanying reports this, the **31st of March 2023**.



Kitley Wasicek, Treasurer, Live Oak County/ Date

Commissioners' Court having reviewed the Investment Quarterly Report as presented, hereby approve the report and request that it be filed with the official minutes of this meeting.

The ending quarterly balance of investments that are in the custody of the county treasurer equals:
\$29,051,885.67


Commissioner Richard Lee, Pct #1


County Judge, James Liska


Commissioner Randy Kopplin, Pct #2


Commissioner Mitchell Williams, Pct #3


Commissioner Lucio Morin, Pct #4

Live Oak County, Texas
Investments Held by Treasurer Wasicek
Detailed by Financial Institution
For the Quarter Ending February 28, 2023

Fund #	Fund Description	TOTAL	Raymond James Prosperity Private Investments	Ameriprise
012	General	\$ 14,919,004.94	\$ 4,712,955.24	\$ 10,206,049.70
019	Farm to Market & Lateral Rd	\$ 2,132,704.97	\$ -	\$ 2,132,704.97
020	Road and Bridge, General	\$ 4,983,917.75	\$ -	\$ 4,983,917.75
022	R&B, Precinct No. 2	\$ 2,003,041.12		\$ 2,003,041.12
023	R&B, Precinct No. 3	\$ 3,007,981.00	\$ 999,090.84	\$ 2,008,890.16
024	R&B, Precinct No. 4	\$ 2,005,235.89	\$ -	\$ 2,005,235.89
TOTAL INVESTMENTS		\$ 29,051,885.67	\$ 5,712,046.08	\$ 23,339,839.59

Live Oak County, Texas
Investment Interest Received
For the Quarter Ending February 28, 2023

Fund #	Fund Description	TOTAL INTEREST	February	
			Raymond James Prosperity Private Investments	Ameriprise
012	General	48,470.60	\$ 44,328.92	\$ 4,141.68
019	Farm to Market & Lateral Rd	1,515.07	\$ -	\$ 1,515.07
020	Road & Bridge, Gen'l	6,327.00	\$ -	\$ 6,327.00
022	R&B, Precinct No. 2	118.49	\$ -	\$ 118.49
023	R&B, Precinct No. 3	2,552.16	\$ 2,380.29	\$ 171.87
024	R&B, Precinct No. 4	21,703.76		\$ 21,703.76
TOTAL INTEREST		80,687.08	\$ 46,709.21	\$ 33,977.87

Investment Report
Live Oak County, Texas
Prepared by Kitley Wasicek
For the Quarter Ending February 28, 2023

	<u>Page</u>
Summary of Funds	1
Interest Received	2
Investments Held Display	3

FEBRUARY

JE TOTALS

	ND Code	Debit Beginning Balance	Interest	Fees	Additions/Dividends	FMV change DR+/-CR-Adjust	Ending Balance 01.31.2023	JE TOTALS		INT/DIV TOTAL	FMV
								INTEREST	ADD/WDR WL		
12 GENL	R James LD455 012.104.100	4,721,973.56	4,141.68	\$0.00	0.00	(13,160.00)	4,712,955.24				
12 GENL	Ameriprise 6421 012.104.100	10,167,056.82	21,043.82	\$0.00	23,285.10	(5,336.04)	10,206,049.70				
	012 Total	14,889,030.38	25,185.50	\$0.00	23,285.10	(18,496.04)	14,919,004.94	25,185.50	23,285.10	48,470.60	(18,496.04)
19 FM.MK T	Ameriprise 9122 019.104.100	2,134,492.19	898.80	\$0.00	616.27	(3,302.29)	2,132,704.97				
	019 Total	2,134,492.19	898.80	\$0.00	616.27	(3,302.29)	2,132,704.97	898.80	616.27	1,515.07	(3,302.29)
20 RD & BR GENL	Ameriprise 3439 019.104.100	4,995,724.23	951.75	\$0.00	5,375.25	(18,133.48)	4,983,917.75				
	0202 Total	4,995,724.23	951.75	0.00	5,375.25	(18,133.48)	4,983,917.75	951.75	5,375.25	6,327.00	(18,133.48)
22 PCT 2	Ameriprise 2343 022.104.100	2,006,267.63	0.00	\$0.00	118.49	(3,345.00)	2,003,041.12				
	022 Total	2,006,267.63	0.00	\$0.00	118.49	(3,345.00)	2,003,041.12	0.00	118.49	118.49	(3,345.00)
23 PCT 3	R James LR053 023.104.100	998,268.05	2,380.29	\$0.00	0.00	(1,557.50)	999,090.84				
	Ameriprise 5315	2,010,573.29	0.00	\$0.00	171.87	(1,855.00)	2,008,890.16				
	023 Total	3,008,841.34	2,380.29	0.00	171.87	(3,412.50)	3,007,981.00	2,380.29	171.87	2,552.16	(3,412.50)
24 PCT 4	Ameriprise 4375 024.104.100	1,986,687.13	21,625.11	\$0.00	78.65	(3,155.00)	2,005,235.89				
	024 Total	1,986,687.13	21,625.11	\$0.00	78.65	(3,155.00)	2,005,235.89	21,625.11	78.65	21,703.76	(3,155.00)
	Total Investments	29,021,042.90	51,041.45	0.00	29,645.63	(49,844.31)	29,051,885.67	51,041.45	29,645.63	80,687.08	(49,844.31)
										TTL INT/DIV	TTL FMV +/-

JASON MIKESKA

Raymond James Financial Services, Inc.

County of Liveoak Account Summary - # [REDACTED]

Brokerage

Registered to: LIVE OAK COUNTY ROAD & BRIDGE #3 | PO BOX 232 | GEORGE WEST TX 78022-0232329

		This Statement	Year to Date
Value This Statement	Beginning Balance	\$998,268.05	\$995,306.21
\$999,090.84	Deposits	\$0.00	\$0.00
	Income	\$2,380.29	\$3,634.63
	Withdrawals	\$0.00	\$0.00
	Expenses	\$0.00	\$0.00
	Change in Value	\$(1,557.50)	\$150.00
	Ending Balance	\$999,090.84 ✓	\$999,090.84
Last Statement	Prior Year-End		
\$998,268.05	\$995,306.21		
Dollar-Weighted Performance*			
YTD	2022		
0.39%	0.07%		

Performance Inception: 01/07/2020

Important Messages

- Your account purpose is Wealth Preservation, with a conservative risk tolerance and a 5 to 10 year time horizon.

Your Portfolio

 For more information,
 visit raymondjames.com/clientaccess

	Quantity	Price	Value	Gain or (Loss) ^o	Estimated Annual Income
Cash & Cash Alternatives					
Raymond James Bank Deposit Program † 0.25% - Selected Sweep Option			\$5,905.84		\$14.76
Tristate Capital Bank			\$5,330.89		
Valley National Bank			\$574.54		
JPMorgan Chase Bank NA			\$0.41		
Your bank priority state: TX					
Participating banks you declined: West Bank, Truist Bank, Raymond James Bank, First Mid Bank and Trust NA, Citibank NA, PNC Bank N.A., The Bank of East Asia Ltd, Extraco Banks NA, Cadence Bank NA, Umpqua Bank, NexBank, HSBC Bank USA NA and INTRUST Bank NA					
Participating banks recently added: Customers Bank 11/30/2022; KeyBank National Association 11/30/2022					
† Please see the Raymond James Bank Deposit Program on the Understanding Your Statement page.					
Estimated Income Yield for RJB DP was calculated as of 02/27/2023.					
Cash & Cash Alternatives Total			\$5,905.84		\$14.76



Your Portfolio (continued)

	Quantity	Price	Value	Gain or (Loss) ^o	Estimated Annual Income
Fixed Income					
FARMERS & MRCH BANK BERLIN, WI FDIC # 15779 CERTIFICATE OF DEPOSIT MONTHLY 2.9500% DUE 08/31/2023 (307811EP0) Ratings Information: Not Rated	\$250,000.00	\$99.029	\$247,572.50	\$(2,427.50)	\$7,375.00
FIRST CENTURY BANK GAINESVILLE, GA FDIC # 57123 CERTIFICATE OF DEPOSIT PAYS AT MATURITY 3.0000% DUE 08/30/2023 (31943LAZ1) Accrued Interest: \$3,739.73 Ratings Information: Not Rated	\$250,000.00	\$99.017	\$247,542.50	\$(2,457.50)	\$7,500.00
CITIZENS BANK, NA FDIC # 57957 CERTIFICATE OF DEPOSIT PAYS AT MATURITY 4.7000% DUE 02/15/2024 (75524KQD9) Accrued Interest: \$418.49 Ratings Information: Not Rated	\$250,000.00	\$99.632	\$249,080.00	\$(920.00)	\$11,750.00
TOWNEBANK FDIC # 35095 CERTIFICATE OF DEPOSIT PAYS AT MATURITY 4.6500% DUE 02/08/2024 (89214PDR7) Accrued Interest: \$636.99 Ratings Information: Not Rated	\$250,000.00	\$99.596	\$248,990.00	\$(1,010.00)	\$11,625.00
Fixed Income Total			\$993,185.00	\$(6,815.00)	\$38,250.00

Accrued Interest Total: \$4,795.21

Please see Fixed Income Investments on the Understanding Your Statement page.

Portfolio Total	\$999,090.84	\$(6,815.00)	\$38,264.76
Accrued Interest Total	\$4,795.21		
Portfolio Total with Accrued Interest	\$1,003,886.05		

^o Please see Cost Basis on the Understanding Your Statement page.

 Log in to Client Access at <https://www.raymondjames.com/clientaccess> to view additional position details, filter, sort, or download up to 18 months of activity and see available delivery options for account documents.


Your Activity

Date	Activity Type	Description	Quantity/ Price	Amount
Income				
02/07/2023	Interest - Taxable	DUBUQUE B&TC DUBUQUE, IA FDIC # 15219 CERTIFICATE OF DEPOSIT PAYS AT MATURITY .3500% DUE 02/07/2023 (263849BP5) <i>Paid on 250,000</i>		\$875.00
02/07/2023	Interest - Taxable	MINNESOTA B&T FDIC # 58818 CERTIFICATE OF DEPOSIT PAYS AT MATURITY .3500% DUE 02/07/2023 (60400TAJ5) <i>Paid on 250,000</i>		\$875.00
02/28/2023	Interest at RJ Bank Deposit Program	Raymond James Bank Deposit Program		\$64.54
02/28/2023	Interest - Taxable	FARMERS & MRCH BANK BERLIN, WI FDIC # 15779 CERTIFICATE OF DEPOSIT MONTHLY 2.9500% DUE 08/31/2023 (307811EP0) <i>Paid on 250,000</i>		\$565.75
Income Total				\$2,380.29
Purchases, Sales and Redemptions				
02/07/2023	Redemption	DUBUQUE B&TC DUBUQUE, IA FDIC # 15219 CERTIFICATE OF DEPOSIT PAYS AT MATURITY .3500% DUE 02/07/2023 (263849BP5) <i>02/07/23 BOND MATURES @ 100% 0.35% 02/07/23</i>	(250,000.00) \$1.000	\$250,000.00
02/07/2023	Redemption	MINNESOTA B&T FDIC # 58818 CERTIFICATE OF DEPOSIT PAYS AT MATURITY .3500% DUE 02/07/2023 (60400TAJ5) <i>02/07/23 BOND MATURES @ 100% 0.35% 02/07/23</i>	(250,000.00) \$1.000	\$250,000.00
02/08/2023	Purchase	TOWNEBANK FDIC # 35095 CERTIFICATE OF DEPOSIT PAYS AT MATURITY 4.6500% DUE 02/08/2024 (89214PDR7)	250,000.00 \$100.000	\$(250,000.00)
02/15/2023	Purchase	CITIZENS BANK, NA FDIC # 57957 CERTIFICATE OF DEPOSIT PAYS AT MATURITY 4.7000% DUE 02/15/2024 (75524KQD9)	250,000.00 \$100.000	\$(250,000.00)





January 31 to February 28, 2023
Accc

JASON MIKESKA

Raymond James Financial Services, Inc.

County of Live Oak Account Summary

Brokerage

Registered to: LIVE OAK COUNTY | PO BOX 232 | GEORGE WEST TX 78022-0232329

Value This Statement
\$4,712,955.24

Last Statement	Prior Year-End
\$4,721,973.56	\$4,708,702.54

	This Statement	Year to Date
Beginning Balance	\$4,721,973.56	\$4,708,702.54
Deposits	\$0.00	\$0.00
Income	\$4,141.68	\$21,320.20
Withdrawals	\$0.00	\$0.00
Expenses	\$0.00	\$0.00
Change in Value	\$(13,160.00)	\$(17,067.50)
Ending Balance	√\$4,712,955.24	\$4,712,955.24

Dollar-Weighted Performance*

YTD	2022
(0.06)%	(5.46)%

Performance Inception: 12/08/2017

Important Messages

- Your account purpose is Wealth Preservation, with a conservative risk tolerance and a 5 to 10 year time horizon.

Your Portfolio

For more information,
visit raymondjames.com/clientaccess

	Quantity	Price	Value	Gain or (Loss)*	Estimated Annual Income
--	----------	-------	-------	-----------------	-------------------------

Cash & Cash Alternatives

Raymond James Bank Deposit Program # 0.25% - Selected Sweep Option			\$53,995.24		\$134.98
Tristate Capital Bank			\$52,479.97		
Valley National Bank			\$1,502.36		
JPMorgan Chase Bank NA			\$12.91		

Your bank priority state: TX

Participating banks you declined: West Bank, Truist Bank, Raymond James Bank, First Mid Bank and Trust NA, Citibank NA, PNC Bank N.A., The Bank of East Asia Ltd, Extraco Banks NA, Cadence Bank NA, Umpqua Bank, NexBank, HSBC Bank USA NA and INTRUST Bank NA

Participating banks recently added: Customers Bank 11/30/2022; KeyBank National Association 11/30/2022

Please see the Raymond James Bank Deposit Program on the Understanding Your Statement page.

Estimated Income Yield for RJB DP was calculated as of 02/27/2023.

Cash & Cash Alternatives Total			\$53,995.24		\$134.98
---	--	--	--------------------	--	-----------------



Your Portfolio (continued)

	Quantity	Price	Value	Gain or (Loss) ^o	Estimated Annual Income
Fixed Income					
BANKERS BANK FDIC # 26677 CERTIFICATE OF DEPOSIT MONTHLY CALLABLE BEGINNING 08/10/23 4.6000% DUE 02/10/2028 Callable 08/10/2023 @ 100.000 (06610QEX5) Accrued Interest: \$567.12 Ratings Information: Not Rated	\$250,000.00	\$99.278	\$248,195.00	\$(1,805.00)	\$11,500.00
CALPRIVATE BANK LA JOLLA, CA FDIC # 58291 CERTIFICATE OF DEPOSIT MONTHLY CALLABLE BEGINNING 03/27/23 4.8500% DUE 12/27/2027 Callable 03/27/2023 @ 100.000 (13135NAW0) Accrued Interest: \$33.22 Ratings Information: Not Rated	\$250,000.00	\$99.753	\$249,382.50	\$(617.50)	\$12,125.00
CITIBANK NA FDIC # 7213 CERTIFICATE OF DEPOSIT SEMI-ANNUAL 3.4000% DUE 01/09/2024 (17312QZ36) Accrued Interest: \$1,164.38 Ratings Information: Not Rated	\$250,000.00	\$98.620	\$246,550.00	\$(3,450.00)	\$8,500.00
CITIZENS ST BK OF CLAYTON CLAYTON, WI FDIC # 1513 CERTIFICATE OF DEPOSIT MONTHLY 3.7500% DUE 01/31/2028 (176688CY3) Ratings Information: Not Rated	\$250,000.00	\$95.835	\$239,587.50	\$(10,412.50)	\$9,375.00
BAY COMMUNITY BANCORP FDIC # 34210 CERTIFICATE OF DEPOSIT MONTHLY CALLABLE BEGINNING 03/22/23 1.1500% DUE 12/22/2026 Callable 03/22/2023 @ 100.000 (203485AC1) Accrued Interest: \$47.26 Ratings Information: Not Rated	\$250,000.00	\$87.549	\$218,872.50	\$(31,127.50)	\$2,875.00



Your Portfolio (continued)

	Quantity	Price	Value	Gain or (Loss) ^o	Estimated Annual Income
Fixed Income (continued)					
CONTINENTAL BK SALT LAKE CITY, UT FDIC # 57571 CERTIFICATE OF DEPOSIT SEMI-ANNUAL .4000% DUE 01/29/2025 (211163KM1) Accrued Interest: \$82.19 Ratings Information: Not Rated	\$250,000.00	\$91.603	\$229,007.50	\$(20,992.50)	\$1,000.00
FIRST CMRL BANK JACKSON, MS FDIC # 57069 CERTIFICATE OF DEPOSIT MONTHLY .3000% DUE 12/30/2024 (31984GFM6) Ratings Information: Not Rated	\$250,000.00	\$91.722	\$229,305.00	\$(20,695.00)	\$750.00
1ST FNCL BANK USA DAKOTA DUNES, SD FDIC # 1673 CERTIFICATE OF DEPOSIT MONTHLY .2000% DUE 08/21/2023 (32022RNX1) Accrued Interest: \$9.59 Ratings Information: Not Rated	\$250,000.00	\$97.806	\$244,515.00	\$(5,485.00)	\$500.00
FIRST NATIONAL BANK AMER FDIC # 17438 CERTIFICATE OF DEPOSIT MONTHLY CALLABLE BEGINNING 02/28/23 1.2500% DUE 12/30/2026 Callable 02/28/2023 @ 100.000 (32110YUY9) Ratings Information: Not Rated	\$250,000.00	\$87.859	\$219,647.50	\$(30,352.50)	\$3,125.00
FIRST RELIANCE BANK FLORENCE, SC FDIC # 35214 CERTIFICATE OF DEPOSIT MONTHLY .3000% DUE 01/15/2026 (33615RGA0) Accrued Interest: \$26.71 Ratings Information: Not Rated	\$250,000.00	\$87.755	\$219,387.50	\$(30,612.50)	\$750.00
GOLDMAN SACHS BANK USA FDIC # 33124 CERTIFICATE OF DEPOSIT SEMI-ANNUAL 3.4000% DUE 01/09/2024 (38148P3Z8) Accrued Interest: \$1,164.38 Ratings Information: Not Rated	\$250,000.00	\$98.620	\$246,550.00	\$(3,450.00)	\$8,500.00



Your Portfolio (continued)

	Quantity	Price	Value	Gain or (Loss)°	Estimated Annual Income
Fixed Income (continued)					
HIAWATHA NB FDIC # 13058 CERTIFICATE OF DEPOSIT MONTHLY CALLABLE BEGINNING 03/23/23 .4000% DUE 12/23/2025 Callable 03/23/2023 @ 100.000 (428548AX9) Accrued Interest: \$13.70 Ratings Information: Not Rated	\$250,000.00	\$88.232	\$220,580.00	\$(29,420.00)	\$1,000.00
JONESBORO ST BANK JONESBORO, LA FDIC # 9325 CERTIFICATE OF DEPOSIT MONTHLY CALLABLE BEGINNING 03/01/23 1.2000% DUE 12/30/2026 Callable 03/01/2023 @ 100.000 (48040PLG8) Ratings Information: Not Rated	\$250,000.00	\$87.681	\$219,202.50	\$(30,797.50)	\$3,000.00
JPMORGAN CHASE BANK NA COLUMBUS, OH FDIC # 628 CERTIFICATE OF DEPOSIT SEMI-ANNUAL CALLABLE BEGINNING 06/29/23 .5000% DUE 12/29/2025 Callable 06/29/2023 @ 100.000 (48128UUZ0) Accrued Interest: \$208.90 Ratings Information: Not Rated	\$250,000.00	\$88.531	\$221,327.50	\$(28,672.50)	\$1,250.00
LIVE OAK BKG CO WILMINGTON, NC FDIC # 58665 CERTIFICATE OF DEPOSIT MONTHLY .4500% DUE 01/15/2026 (538036MM3) Accrued Interest: \$83.22 Ratings Information: Not Rated	\$250,000.00	\$88.157	\$220,392.50	\$(29,607.50)	\$1,125.00
MORGAN STANLEY BANK, NA SALT LAKE CITY, UT FDIC # 32992 CERTIFICATE OF DEPOSIT SEMI-ANNUAL 3.3500% DUE 01/10/2024 (61690UDA5) Accrued Interest: \$1,124.32 Ratings Information: Not Rated	\$250,000.00	\$98.573	\$246,432.50	\$(3,567.50)	\$8,375.00



Your Portfolio (continued)

	Quantity	Price	Value	Gain or (Loss) ^o	Estimated Annual Income
Fixed Income (continued)					
MORGAN STANLEY PRIVATE BANK NA PURCHASE, NY FDIC # 34221 CERTIFICATE OF DEPOSIT SEMI-ANNUAL 1.9500% DUE 12/19/2024 (61760A4L0) Accrued Interest: \$948.29 Ratings Information: Not Rated	\$250,000.00	\$94.700	\$236,750.00	\$(13,250.00)	\$4,875.00
PRIME ALLIANCE BANK WOODS CROSS, UT FDIC # 57920 CERTIFICATE OF DEPOSIT MONTHLY CALLABLE BEGINNING 03/16/23 4.6500% DUE 12/16/2027 Callable 03/16/2023 @ 100.000 (74160NJH4) Accrued Interest: \$382.19 Ratings Information: Not Rated	\$250,000.00	\$99.361	\$248,402.50	\$(1,597.50)	\$11,625.00
RAYMOND JAMES BANK, NA ST PETERSBURG, FL FDIC # 33893 CERTIFICATE OF DEPOSIT SEMI-ANNUAL 1.8500% DUE 12/30/2024 (75472RAU5) Accrued Interest: \$760.27 Ratings Information: Not Rated	\$250,000.00	\$94.445	\$236,112.50	\$(13,887.50)	\$4,625.00
UBS BANK USA FDIC # 57565 CERTIFICATE OF DEPOSIT MONTHLY 1.1500% DUE 12/29/2026 (90348JY95) Ratings Information: Not Rated	\$250,000.00	\$87.504	\$218,760.00	\$(31,240.00)	\$2,875.00
Fixed Income Total			\$4,658,960.00	\$(341,040.00)	\$97,750.00
Accrued Interest Total: \$6,615.74					
Please see Fixed Income Investments on the Understanding Your Statement page.					
Portfolio Total			\$4,712,955.24	\$(341,040.00)	\$97,884.98
Accrued Interest Total			\$6,615.74		
Portfolio Total with Accrued Interest			\$4,719,570.98		

^o Please see Cost Basis on the Understanding Your Statement page.

Log in to Client Access at <https://www.raymondjames.com/clientaccess> to view additional position details, filter, sort, or download up to 18 months of activity and see available delivery options for account documents.



Your Activity

Date	Activity Type	Description	Quantity/ Price	Amount
Income				
02/01/2023	Interest - Taxable	LIVE OAK BKG CO WILMINGTON, NC FDIC # 58665 CERTIFICATE OF DEPOSIT MONTHLY .4500% DUE 01/15/2026 (538036MM3) <i>Paid on 250,000</i>		\$95.55
02/15/2023	Interest - Taxable	FIRST RELIANCE BANK FLORENCE, SC FDIC # 35214 CERTIFICATE OF DEPOSIT MONTHLY .3000% DUE 01/15/2026 (33615RGA0) <i>Paid on 250,000</i>		\$63.70
02/16/2023	Interest - Taxable	PRIME ALLIANCE BANK WOODS CROSS, UT FDIC # 57920 CERTIFICATE OF DEPOSIT MONTHLY CALLABLE BEGINNING 03/16/23 4.6500% DUE 12/16/2027 Callable 03/16/2023 @ 100.000 (74160NJH4) <i>Paid on 250,000</i>		\$987.33
02/21/2023	Interest - Taxable	1ST FNCL BANK USA DAKOTA DUNES, SD FDIC # 1673 CERTIFICATE OF DEPOSIT MONTHLY .2000% DUE 08/21/2023 (32022RNX1) <i>Paid on 250,000</i>		\$42.47
02/22/2023	Interest - Taxable	BAY COMMUNITY BANCORP FDIC # 34210 CERTIFICATE OF DEPOSIT MONTHLY CALLABLE BEGINNING 03/22/23 1.1500% DUE 12/22/2026 Callable 03/22/2023 @ 100.000 (203485AC1) <i>Paid on 250,000</i>		\$244.18
02/23/2023	Interest - Taxable	HIAWATHA NB FDIC # 13058 CERTIFICATE OF DEPOSIT MONTHLY CALLABLE BEGINNING 03/23/23 .4000% DUE 12/23/2025 Callable 03/23/2023 @ 100.000 (428548AX9) <i>Paid on 250,000</i>		\$84.93
02/27/2023	Interest - Taxable	CALPRIVATE BANK LA JOLLA, CA FDIC # 58291 CERTIFICATE OF DEPOSIT MONTHLY CALLABLE BEGINNING 03/27/23 4.8500% DUE 12/27/2027 Callable 03/27/2023 @ 100.000 (13135NAW0) <i>Paid on 250,000</i>		\$1,029.79
02/28/2023	Interest at RJ Bank Deposit Program	Raymond James Bank Deposit Program		\$92.01



Your Activity (continued)

Date	Activity Type	Description	Quantity/ Price	Amount
Income (continued)				
02/28/2023	Interest - Taxable	FIRST NATIONAL BANK AMER FDIC # 17438 CERTIFICATE OF DEPOSIT MONTHLY CALLABLE BEGINNING 02/28/23 1.2500% DUE 12/30/2026 Callable 02/28/2023 @ 100.000 (32110YUY9) <i>Paid on 250,000</i>		\$248.29
02/28/2023	Interest - Taxable	FIRST CMRL BANK JACKSON, MS FDIC # 57069 CERTIFICATE OF DEPOSIT MONTHLY .3000% DUE 12/30/2024 (31984GFM6) <i>Paid on 250,000</i>		\$59.59
02/28/2023	Interest - Taxable	JONESBORO ST BANK JONESBORO, LA FDIC # 9325 CERTIFICATE OF DEPOSIT MONTHLY CALLABLE BEGINNING 03/01/23 1.2000% DUE 12/30/2026 Callable 03/01/2023 @ 100.000 (48040PLG8) <i>Paid on 250,000</i>		\$238.36
02/28/2023	Interest - Taxable	UBS BANK USA FDIC # 57565 CERTIFICATE OF DEPOSIT MONTHLY 1.1500% DUE 12/29/2026 (90348JY95) <i>Paid on 250,000</i>		\$236.30
02/28/2023	Interest - Taxable	CITIZENS ST BK OF CLAYTON CLAYTON, WI FDIC # 1513 CERTIFICATE OF DEPOSIT MONTHLY 3.7500% DUE 01/31/2028 (176688CY3) <i>Paid on 250,000</i>		\$719.18
Income Total				\$4,141.68

Purchases, Sales and Redemptions

02/10/2023	Purchase	BANKERS BANK FDIC # 26677 CERTIFICATE OF DEPOSIT MONTHLY CALLABLE BEGINNING 08/10/23 4.6000% DUE 02/10/2028 Callable 08/10/2023 @ 100.000 (06610QEX5)	250,000.00 \$100.000	\$(250,000.00)
------------	----------	--	-------------------------	----------------





Your Ameriprise statement

for February 1, 2023 to February 28, 2023

PREPARED FOR LIVE OAK COUNTY

Value of your investment accounts

	This month	This year
Beginning value	\$23,330,778.79	\$11,285,925.35
Net deposits & withdrawals	\$0.00	\$12,030,000.00
Dividends, interest & income	\$74,167.06	\$99,302.66
Change in value	-\$35,221.81	-\$45,503.97
Ending value	\$23,369,724.04	\$23,369,724.04

Your asset allocation

Asset class	Value on Feb 28, 2023	Percent of assets
Cash & cash investments*	\$10,787,749.77	46.2%
Fixed income	\$12,581,974.27	53.8%
Total assets	\$23,369,724.04	100%



*Cash investments includes cash held inside pooled investments (e.g. mutual funds), as part of a manager's investment strategy, and is not directly accessible unless you sell some of that investment. For details visit ameriprise.com/a/allocatn.

Your personal advising team

Montandon & Associates

A private wealth advisory practice of Ameriprise Financial Services, LLC

Samuel Vaughan

10415 Morado Cir

Ste 2-100

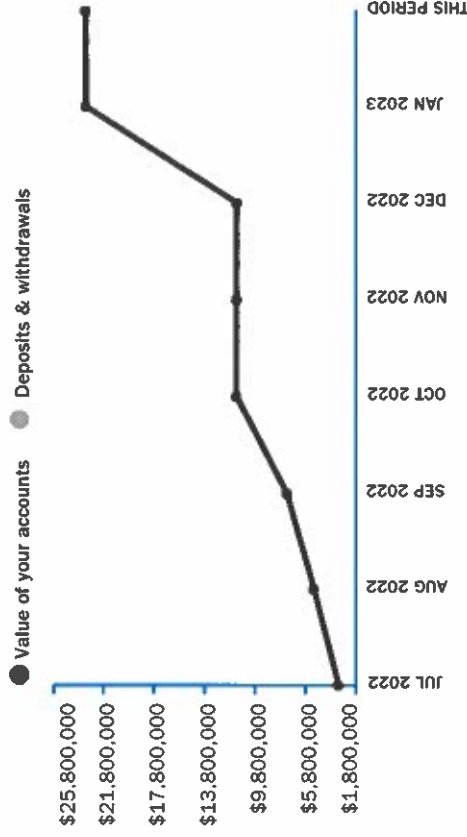
Austin, TX 78759-5698

512.744.4800

Samuel.Vaughan@ampf.com

www.ameripriseadvisors.com/team/montandon-associates

Value of your investment accounts over time



This chart provides a five-year view of your account values. The black line shows the value of your accounts, while the gray line shows your net contributions (deposits less withdrawals).



Get all the details online at ameriprise.com. Click the Portfolio tab to find your latest account value, activity and asset allocation.

Tax season is here, and you can easily access your Ameriprise tax statements and other important documents online. Visit ameriprise.com/taxes for the latest information to help you through tax season.

Summary of your accounts

Page		Beginning value	Deposits	Withdrawals	Dividends, interest & income	Change in value	Ending value
	Trust & business accounts						
	LIVE OAK COUNTY						
3	AMERIPRISE BROKERAGE ACCOUNT Available cash: \$3.01	\$10,167,056.82	\$0.00	\$0.00	\$44,328.92	-\$5,336.04	\$10,206,049.70
8	AMERIPRISE BROKERAGE ACCOUNT	\$1,986,687.13	\$0.00	\$0.00	\$21,703.76	-\$3,155.00	\$2,005,235.89
11	AMERIPRISE BROKERAGE ACCOUNT	\$2,134,492.19	\$0.00	\$0.00	\$1,515.07	-\$3,302.29	\$2,132,704.97
14	AMERIPRISE BROKERAGE ACCOUNT	\$2,006,267.63	\$0.00	\$0.00	\$118.49	-\$3,345.00	\$2,003,041.12
17	AMERIPRISE BROKERAGE ACCOUNT	\$4,995,724.23	\$0.00	\$0.00	\$6,327.00	-\$18,133.48	\$4,983,917.75
20	AMERIPRISE BROKERAGE ACCOUNT	\$2,010,573.29	\$0.00	\$0.00	\$171.87	-\$1,855.00	\$2,008,890.16
23	AMERIPRISE BROKERAGE ACCOUNT Available cash: \$1.95	\$29,977.50	\$0.00	\$0.00	\$1.95	-\$95.00	\$29,884.45
	Total personal investment accounts	\$23,330,778.79	\$0.00	\$0.00	\$74,167.06	-\$35,221.81	\$23,369,724.04
	Total of all accounts	\$23,330,778.79	\$0.00	\$0.00	\$74,167.06	-\$35,221.81	\$23,369,724.04

Should you choose to sell your entire portfolio or a holding in an account; the total amount received may not be the same as the ending value noted here due to sales or surrender charges, tax withholding, outstanding loans or other fees that may apply at the time of sale.

Ameriprise Brokerage Account

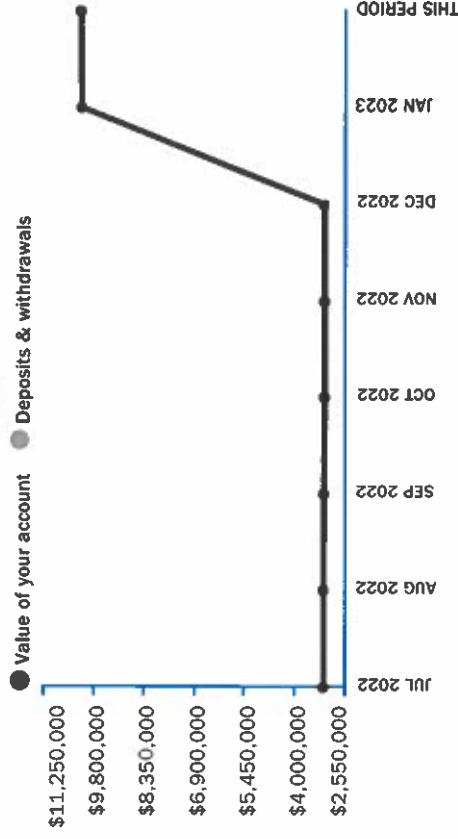
LIVE OAK COUNTY MUNICIPALITY | GENERAL AGENCY

Investment time frame: 1-3 years; Risk tolerance: Conservative; Investment objective: Capital Preservation, Income; Liquidity needs: 1-6 Years
See the Disclosures at the end of your statement for definitions of these suitability terms.

Value of your account

	This period	This year
Beginning value	\$10,167,056.82	\$3,161,192.50
Deposits	\$0.00	\$7,000,000.00
Cash deposits	\$0.00	\$7,000,000.00
Income		
Dividends	\$23,285.10	\$26,233.68
Interest	\$21,043.82	\$24,977.24
Total income	\$44,328.92	\$51,210.92
Change in value	-\$5,336.04	-\$6,353.72
Ending value	\$10,206,049.70	\$10,206,049.70

Value of your account over time



Summary of your holdings

Asset	Value of assets	Percent of account
Cash and equivalents	\$3.01	0.0%
Mutual funds	\$8,393,966.97	82.2%
Bonds, CDs and structured products	\$1,812,079.72	17.8%
Ending value	\$10,206,049.70	100.0%

Your holdings

Description	Symbol/ CUSIP	Quantity	Market price =	Ending value this period ⁷	Ending value last period	Net change this period	Estimated	
							Unrealized gain/loss	Annual income
Cash and equivalents				\$3.01	\$0.00	\$3.01	\$0.00	0.00%
Total Cash and equivalents⁵				\$3.01	\$0.00	\$3.01	\$0.00	0.00%
Mutual funds								
INVESCO TREASURY PRIVATE CL	TPFX	8,393,966.970	\$1.00	\$8,393,966.97	\$7,949,641.06	\$444,325.91	\$8,393,966.97	4.04%
							\$0.00	\$339,116.26
								4.04%

Ameriprise Brokerage Account (continued)

Account #: 0000 1494 6421 6 133

Your holdings - continued

Description	Symbol/ CUSIP	Quantity	Market price	X	Ending value = this period ⁷	Ending value last period	Net change this period	Total cost basis ¹	Estimated		
									Unrealized gain/loss	Annual income	Yield
Bonds, CDs and structured products											
LESS THAN 1 YEAR											
WELLS FARGO BANK NA SIOUX FALLS SD CD 949763Y26 FDIC #03511 IAM		200,000.000	\$99.1690		\$198,338.00/ \$3,392.60	\$198,284.00	\$54.00	\$200,000.00	-\$1,662.00	\$6,100.00	3.08%
CPN 3.050% DUE 08/10/23 DTD 08/10/22 FC 08/10/2308/10/2023											
CUSTOMERS BANK PHOENIXVILLE PA CD FDIC #34444 IAM	23204HK83	200,000.000	\$99.1140		\$198,228.00/ \$3,254.80	\$198,188.00	\$40.00	\$200,000.00	-\$1,772.00	\$6,000.00	3.03%
CPN 3.000% DUE 08/15/23 DTD 08/15/22 FC 08/15/2308/15/2023											
SIGNATURE BANK NEW YORK NY CD FDIC #57053	82669GDR2	200,000.000	\$98.2080		\$196,416.00/ \$407.68	\$196,772.00	-\$356.00	\$200,000.00	-\$3,584.00	\$6,200.00	3.16%
CPN 3.100% DUE 02/05/24 DTD 08/05/22 FC 02/05/2302/05/2024											
FIRST BANK HAMILTON NJ CD FDIC #58481 CPN 3.050% DUE 02/16/24 DTD 08/17/22 FC 11/17/2202/16/2024	319137BJ3	200,000.000	\$98.0840		\$196,168.00/ \$200.55	\$196,542.00	-\$374.00	\$200,000.00	-\$3,832.00	\$6,100.00	3.11%
1-2 YEARS											
ALLY BANK MIDVALE UT CD FDIC #57803 CLLB	02007GXH1	200,000.000	\$97.7730		\$195,546.00/ \$472.60	\$196,346.00	\$800.00	\$200,000.00	\$4,454.00	\$6,900.00	3.53%
CPN 3.450% DUE 08/05/24 DTD 08/04/22 FC 02/04/23 CALL 04/04/23 @ 100.00008/05/2024											
AMERICAN EXPRESS NATL BK SANDY UT CD FDIC #27471	02589ADK5	200,000.000	\$97.6340		\$195,268.00/ \$477.26	\$196,054.00	\$786.00	\$200,000.00	-\$4,732.00	\$6,700.00	3.43%
CPN 3.350% DUE 08/05/24 DTD 08/03/22 FC 02/03/2308/05/2024											
BURKE & HERBERT B&T ALEXANDRIA VA CD FDIC #11578 CLLB	121331AM4	200,000.000	\$97.6280		\$195,256.00/ \$440.55	\$196,020.00	-\$764.00	\$200,000.00	-\$4,744.00	\$6,700.00	3.43%
CPN 3.350% DUE 08/05/24 DTD 08/05/22 FC 09/05/22 CALL 04/05/23 @ 100.00008/05/2024											

#024211 MRDF# P2315 675#13-14 # 0228

Ameriprise Brokerage Account (continued)

Your holdings - continued

Description	Symbol/ CUSIP	Quantity	Market price	Ending value = this period ⁷	Ending value last period	Net change this period	Total cost basis ¹	Estimated		
								Unrealized gain/loss	Annual income	Yield
Bonds, CDs and structured products										
1-2 YEARS										
CAPITAL ONE NA MCLEAN VA CD FDIC #04297	14042RTF8	200,000.000	\$97.6340	\$195,268.00/ \$477.26	\$196,054.00	-\$786.00	\$200,000.00	-\$4,732.00	\$6,700.00	3.43%
CPN 3.350% DUE 08/05/24 DTD 08/03/22 FC 02/03/2308/05/2024										
CITY NATL BANK LOS ANGELES CA CD FDIC #17281	178180GV1	244,000.000	\$99.0130	\$241,591.72/ \$1,052.88	\$243,155.76	-\$1,564.04	\$244,000.00	-\$2,408.28	\$10,980.00	4.54%
CPN 4.500% DUE 01/27/25 DTD 01/25/23 FC 07/25/2301/27/2025										
Total Bonds, CDs and structured products				\$1,812,079.72	\$1,817,415.76	-\$5,336.04	\$1,844,000.00	-\$31,920.28	\$62,380.00	
Total account holdings				\$10,206,049.70	\$9,767,056.82	\$438,992.88	\$10,237,966.97	-\$31,920.28	\$401,496.26	

1 Total cost basis reflects the amount you have invested "out-of-pocket" over time plus any automatically reinvested earnings. Each time a new purchase or a sale is made, your Total cost basis is adjusted accordingly. Total cost basis is not a measure of your initial investment amount, but rather an estimate of the unrealized gain or loss on the securities you have purchased. Total cost basis amounts on your statement are provided for informational purposes only and may be incomplete or unavailable for some of your holdings at this time. For investment performance information contact your financial advisor. For tax preparation, please refer to your year-end tax package and consult your tax advisor.

5 Any balances held in AIMMA, ABISA or a money market mutual fund serving as your sweep account can be liquidated at your request and the proceeds held as cash in the account or remitted to you per your instructions.

7 Ending value amounts for Your holdings represent information posted as of trade date and thus may include transactions that have not settled as of the date of this statement. Total Value is derived from both assets held by the firm in your account, as well as assets held away which is reported for convenience purposes.

The MSRB provides disclosure and offering documents from municipal securities issuers online at www.emma.msrb.org. You can also find pricing for municipal trades, interest rates, auction results, daily market statistics and educational material about municipal securities.

** Any ratings for municipal bonds are supplied by Standard & Poor's, a division of the McGraw-Hill Companies, Inc, an investment rating provider. Other rating services may rate this security differently. Lack of a rating by Standard & Poor's does not imply the security is not rated as it may be rated by other rating services.

See the Disclosures section of this statement for more information.

Your account activity

Date	Transaction	Description	Symbol/ CUSIP	Quantity	Price	Amount
Trade activity						
Securities purchased						
02/01/2023	REINVEST DIV	INVESCO TREASURY PRIVATE CL REINVEST AT	TPFXX	23,285.100		-\$23,285.10
02/03/2023	PURCHASE	INVESCO TREASURY PRIVATE CL	TPFXX	6,755.060	\$1.0000	-\$6,755.06

Ameriprise Brokerage Account (continued)

Your account activity - continued

Account #: 0000 1494 6421 6 133

Date	Transaction	Description	Symbol/ CUSIP	Quantity	Price	Amount
Trade activity						
Securities purchased						
02/06/2023	PURCHASE	INVESCO TREASURY PRIVATE CL	TPFX	7,172.880	\$1.0000	-\$7,172.88
02/13/2023	PURCHASE	INVESCO TREASURY PRIVATE CL	TPFX	405,575.340	\$1.0000	-\$405,575.34
02/17/2023	PURCHASE	INVESCO TREASURY PRIVATE CL	TPFX	1,537.530	\$1.0000	-\$1,537.53
Total Securities purchased						
Securities sold						
02/13/2023	REDEMPTION	MERCHANTS BANK OF IN CARMEL IN CD FDIC #08056 IAM 588493NK8 CPN 2.750% DUE 02/13/23 DTD 08/12/22 FC 02/13/23		-200,000.000		\$200,000.00
02/13/2023	REDEMPTION	PARKWAY B&T CO HARWOOD HEIGHTS IL CD FDIC #19008 70153RXX5 IAM CPN 2.750% DUE 02/13/23 DTD 08/12/22 FC 02/13/23		-200,000.000		\$200,000.00
Total Securities sold						
Total Trade activity						
Income						
01/31/2023	DIVIDEND	INVESCO TREASURY PRIVATE CL 013123 7,949,589.69000	TPFX			\$23,285.10
02/03/2023	INTEREST	AMERICAN EXPRESS NATL BK SANDY UT CD FDIC #27471 02589ADK5 CPN 3.350% DUE 08/05/24 DTD 08/03/22 FC 02/03/23 200,000				\$3,377.53
02/03/2023	INTEREST	CAPITAL ONE NA MCLEAN VA CD FDIC #04297 CPN 3.350% DUE 08/05/24 DTD 08/03/22 FC 02/03/23 020323 200,000	14042RTF8			\$3,377.53
02/04/2023	INTEREST	ALLY BANK MIDVALE UT CD FDIC #57803 CLLB CPN 3.450% DUE 08/05/24 DTD 08/04/22 FC 02/04/23 020423 200,000	02007GXH1			\$3,478.36
02/05/2023	INTEREST	BURKE & HERBERT B&T ALEXANDRIA VA CD FDIC #11578 121331AM4 CLLB CPN 3.350% DUE 08/05/24 DTD 08/05/22 FC 09/05/22 020523 200,000				\$569.04
02/05/2023	INTEREST	SIGNATURE BANK NEW YORK NY CD FDIC #57053 CPN 3.100% DUE 02/05/24 DTD 08/05/22 FC 02/05/23 020523 200,000	82669GDR2			\$3,125.48

Ameriprise Brokerage Account (continued)

Your account activity - continued

Date	Transaction	Description	Symbol/ CUSIP	Quantity	Price	Amount
Income						
02/13/2023	INTEREST	MERCHANTS BANK OF IN CARMEL IN CD FDIC #08056 IAM 588493NK8 CPN 2.750% DUE 02/13/23 DTD 08/12/22 FC 02/13/23 021323 200,000				\$2,787.67
02/13/2023	INTEREST	PARKWAY B&T CO HARWOOD HEIGHTS IL CD FDIC #19008 70153RKX5 IAM CPN 2.750% DUE 02/13/23 DTD 08/12/22 FC 02/13/23 021323 200,000				\$2,787.67
02/17/2023	INTEREST	FIRST BANK HAMILTON NJ CD FDIC #58481 CPN 3.050% 319137BJ3 DUE 02/16/24 DTD 08/17/22 FC 11/17/22 021723 200,000				\$1,537.53
02/27/2023	AMERIPRISE CASH	INT 02/03-02/20 @ 0.250% 09 DAY AVG BAL= 48,795				\$3.01
Total Income						\$44,328.92

Your realized gains and losses details

Date sold	Quantity	Description	Covered	Date acquired	Cost basis	Proceeds	Gain or loss
Investment short term loss							
02/13/2023	200000.000	MERCHANTS BANK OF IN CARMEL IN CD FDIC #08056 IAM CPN 2.750% DUE 02/13/23 DTD 08/12/22 FC 02/13/23	No	08/05/2022	\$200,000.00	\$200,000.00	\$0.00
02/13/2023	200000.000	PARKWAY B&T CO HARWOOD HEIGHTS IL CD FDIC #19008 IAM CPN 2.750% DUE 02/13/23 DTD 08/12/22 FC 02/13/23	No	08/01/2022	\$200,000.00	\$200,000.00	\$0.00
Total Investment short term loss						\$400,000.00	\$400,000.00

Ameriprise Brokerage Account


LIVE OAK COUNTY MUNICIPALITY | FARM TO MARKET AGENCY

Investment time frame: 1-3 years; Risk tolerance: Conservative; Investment objective: Capital Preservation, Income; Liquidity needs: 1-6 Years
See the Disclosures at the end of your statement for definitions of these suitability terms.

Value of your account

	This period	This year
Beginning value	\$2,134,492.19	\$2,129,863.24
Income		
Dividends	\$616.27	\$1,187.13
Interest	\$898.80	\$1,797.60
Total income	\$1,515.07	\$2,984.73
Change in value	-\$3,302.29	-\$143.00
Ending value	\$2,132,704.97	\$2,132,704.97

Value of your account over time



Summary of your holdings

Asset	Value of assets	Percent of account
Mutual funds	\$185,231.95	8.7%
Bonds, CDs and structured products	\$1,947,473.02	91.3%
Ending value	\$2,132,704.97	100.0%

Your holdings

Description	Symbol/ CUSIP	Quantity	Market price = X	Ending value = this period ⁷	Ending value last period	Net change this period	Total cost basis ¹	Unrealized gain/loss	Annual income	Yield
Mutual funds										
INVESTCO TREASURY PRIVATE CL	TPFX	185,231.950	\$1.00	\$185,231.95	\$183,716.88	\$1,515.07	\$185,231.95	\$0.00	\$7,483.37	4.04%
Bonds, CDs and structured products										
LESS THAN 1 YEAR										
U S TREASURY NOTE CPN 1.625% DUE 04/30/23 DTD 04/30/16 FC 10/31/16 04/30/2023	912828R28 Moody's = AAA	500,000,000	\$99.4680	\$497,340.00/ \$2,715.82	\$496,225.00	\$1,115.00	\$493,533.75	\$3,806.25	\$8,125.00	1.63%
U S TREASURY NOTE CPN 1.625% DUE 10/31/23 DTD 10/31/16 FC 04/30/17 10/31/2023	912828T91 Moody's = AAA	500,000,000	\$97.7340	\$488,670.00/ \$2,715.82	\$488,380.00	\$290.00	\$486,678.91	\$1,991.09	\$8,125.00	1.66%

Ameriprise Brokerage Account (continued)

Account #: 0000 2598 9122 4 133

Your holdings - continued

Description	Symbol/ CUSIP	Quantity	Market price X	Ending value = this period ⁷	Ending value last period	Net change this period	Total cost basis ¹	Estimated		
								Unrealized gain/loss	Annual income	Yield
Bonds, CDs and structured products										
1-2 YEARS										
FIDELITY COOP BANK LEOMINSTER MA CD FDIC #26451 CLLB CPN 4.250% DUE 04/19/24 DTD 10/19/22 FC 11/19/22 CALL 04/19/23 @ 100.00004/19/2024	316077EF9	249,000.000	\$99.0740	\$246,694.26/ \$289.93	\$247,573.23	-\$878.97	\$249,000.00	-\$2,305.74	\$10,582.50	4.29%
U S TREASURY NOTE CPN 2.000% DUE 04/30/24 DTD 04/30/17 FC 10/31/17 04/30/2024	912828X70 Moody's = AAA	250,000.000	\$96.4610	\$241,152.50/ \$1,671.27	\$241,942.50	-\$790.00	\$241,752.42	-\$599.92	\$5,000.00	2.07%
INDEPENDENT BANK MCKINNEY TX CD FDIC #03076 CLLB CPN 4.400% DUE 10/12/24 DTD 10/12/22 FC 04/12/23 CALL 04/12/23 @ 100.00010/12/2024	45385JAE8	244,000.000	\$98.9790	\$241,508.76/ \$4,117.91	\$242,797.08	-\$1,288.32	\$244,000.00	-\$2,491.24	\$10,736.00	4.45%
FEDL HOME LOAN BANK CPN 0.660% DUE 10/28/24 DTD 10/28/21 FC 04/28/22 CALL 10/28/22 @ 100.00010/28/2024	3130APJ22 Moody's = AAA S&P = AA+	250,000.000	\$92.8430	\$232,107.50/ \$563.75	\$233,857.50	-\$1,750.00	\$232,987.63	-\$880.13	\$1,650.00	0.71%
Total Bonds, CDs and structured products				\$1,947,473.02	\$1,950,775.31	-\$3,302.29	\$1,947,952.71	-\$479.69	\$44,218.50	
Total account holdings				\$2,132,704.97	\$2,134,492.19	-\$1,787.22	\$2,133,184.66	-\$479.69	\$51,701.87	

¹ Total cost basis reflects the amount you have invested "out-of-pocket" over time plus any automatically reinvested earnings. Each time a new purchase or a sale is made, your Total cost basis is adjusted accordingly. Total cost basis is not a measure of your initial investment amount, but rather an estimate of the unrealized gain or loss on the securities you have purchased. Total cost basis amounts on your statement are provided for informational purposes only and may be incomplete or unavailable for some of your holdings at this time. For investment performance information contact your financial advisor. For tax preparation, please refer to your year-end tax package and consult your tax advisor.

⁷ Ending value amounts for Your holdings represent information posted as of trade date and thus may include transactions that have not settled as of the date of this statement. Total Value is derived from both assets held by the firm in your account, as well as assets held away which is reported for convenience purposes.

The MSRB provides disclosure and offering documents from municipal securities issuers online at www.emma.msrb.org. You can also find pricing for municipal trades, interest rates, auction results, daily market statistics and educational material about municipal securities.

** Any ratings for municipal bonds are supplied by Standard & Poor's, a division of the McGraw-Hill Companies, Inc, an investment rating provider. Other rating services may rate this security differently. Lack of a rating by Standard & Poor's does not imply the security is not rated as it may be rated by other rating services.

Ameriprise Brokerage Account (continued)

A notice from S&P: Ratings information from Standard & Poor's ("S&P") may not be reproduced. S&P credit ratings are statements of opinion and are not statements of fact or recommendations to purchase, hold, or sell securities, nor do they address the suitability of securities for investment purposes, and should not be relied on as investment advice. S&P does not guarantee the accuracy, completeness, timeliness or availability of any information, including ratings, and is not responsible for errors or omissions (negligent or otherwise). S&P gives no express or implied warranties, including but not limited to any warranties of merchantability or fitness for a particular purpose or use. S&P shall not be liable for any direct, indirect, incidental, exemplary, compensatory, punitive, special or consequential damages, costs, expenses, legal fees, or losses (including lost income or profits and opportunity costs) in connection with any use of ratings.

See the Disclosures section of this statement for more information.

Your account activity

Date	Transaction	Description	Symbol/ CUSIP	Quantity	Price	Amount
Trade activity						
Securities purchased						
02/01/2023	REINVEST DIV	INVESCO TREASURY PRIVATE CL REINVEST AT	1.000	TPFX	616.270	-\$616.27
02/21/2023	PURCHASE	INVESCO TREASURY PRIVATE CL		TPFX	898.790	-\$898.79
02/28/2023	PURCHASE	INVESCO TREASURY PRIVATE CL		TPFX	0.010	-\$0.01
Total Securities purchased						
Income						
01/31/2023	DIVIDEND	INVESCO TREASURY PRIVATE CL 013123		TPFX		\$616.27
02/19/2023	INTEREST	FIDELITY COOP BANK LEOMINSTER MA CD FDIC #26451 CLLB CPN 4.250% DUE 04/19/24 DTD 10/19/22 FC 11/19/22 021923 249,000	316077EF9			\$898.79
02/27/2023	AMERIPRISE CASH	INT 02/21-02/21 @ 0.250% 01 DAY AVG BAL=	898			\$0.01
Total Income						\$1,515.07

Ameriprise Brokerage Account

LIVE OAK COUNTY MUNICIPALITY | ROAD & BRIDGE GENERAL

Investment time frame: 1-3 years; Risk tolerance: Conservative; Investment objective: Capital Preservation, Income; Liquidity needs: 1-6 Years
See the Disclosures at the end of your statement for definitions of these suitability terms.

Value of your account

	This period	This year
Beginning value	\$4,995,724.23	\$0.00
Deposits		
Cash deposits	\$0.00	\$5,000,000.00
Income		
Dividends	\$5,375.25	\$5,375.25
Interest	\$951.75	\$17,392.25
Total income	\$6,327.00	\$22,767.50
Change in value	-\$18,133.48	-\$38,849.75
Ending value	\$4,983,917.75	\$4,983,917.75

Welcome!

Once your account has a little more history, you'll begin to see a simple chart here that tracks how much your accounts are worth, and how much you've deposited and withdrawn over time.

In the meantime, you can visit our secure site at ameriprise.com anytime to check the up-to-date values of your accounts.

Summary of your holdings

Asset	Value of assets	Percent of account
Mutual funds	\$86,593.72	1.7%
Bonds, CDs and structured products	\$4,897,324.03	98.3%
Ending value	\$4,983,917.75	100.0%

Your holdings

Description	Symbol/ CUSIP	Quantity	Market price	X	Ending value = this period ⁷	Ending value last period	Net change this period	Total cost basis ⁴	Estimated		
									Unrealized gain/loss	Annual income	Yield
Mutual funds											
INVESCO TREASURY PRIVATE CL	TPFX	86,593.720	\$1.00		\$86,593.72	\$80,266.72	\$6,327.00	\$86,593.72	\$0.00	\$3,498.38	4.04%
Bonds, CDs and structured products											
LESS THAN 1 YEAR											
U S TREASURY NOTE CPN 0.125% DUE 07/31/23 DTD 07/31/21 FC 01/31/22 07/31/2023	91282CCN9 Moody's = AAA	1,250,000.000	\$97.9880		\$1,224,850.00/ \$125.18	\$1,221,925.00	\$2,925.00	\$1,221,210.94	\$3,639.06	\$1,562.50	0.13%
U S TREASURY NOTE CPN 2.500% DUE 01/31/24 DTD 01/31/19 FC 07/31/19 01/31/2024	9128285Z9 Moody's = AAA	1,250,000.000	\$97.6600		\$1,220,750.00/ \$2,503.46	\$1,222,700.00	-\$1,950.00	\$1,224,626.56	-\$3,876.56	\$31,250.00	2.56%

Ameriprise Brokerage Account (continued)

Account #: 0000 4312 3439 2 133

Your holdings - continued

Description	Symbol/ CUSIP	Quantity	Market price	X	Ending value = this period ⁷	Ending value last period	Net change this period	Total cost basis ¹	Estimated			
									Unrealized gain/loss	Annual income	Yield	
Bonds, CDs and structured products												
1-2 YEARS												
FEDL HOME LOAN BANK BOND CPN 4.875% DUE 07/26/24	3130AULB8	1,250,000.000	\$99.1360		\$1,239,200.00/ \$5,924.48	\$1,250,512.50	-\$11,312.50	\$1,250,000.00	-\$10,800.00	\$60,937.50	4.92%	
DTD 01/26/23 FC 07/26/23 CALL 07/26/23 @ 100.00007/26/2024	Moody's = AAA S&P = AA+											
BMW BANK OF NORTH AMER SALT LAKE CITY UT CD FDIC #35141	05580AU44	244,000.000	\$98.8400		\$241,169.60/ \$1,176.54	\$242,699.48	-\$1,529.88	\$244,000.00	-\$2,830.40	\$10,736.00	4.45%	
CPN 4.400% DUE 01/21/25 DTD 01/20/23 FC 07/20/2301/21/2025												
MANUFACTURERS & TRADERS BUFFALO NY CD FDIC #00588	564759RQ3	244,000.000	\$98.9290		\$241,386.76/ \$1,189.92	\$242,926.40	-\$1,539.64	\$244,000.00	-\$2,613.24	\$10,858.00	4.50%	
CPN 4.450% DUE 01/21/25 DTD 01/20/23 FC 07/20/2301/21/2025												
WASHINGTON FEDL BANK SEATTLE WA CD FDIC #28088 CLLB	938828CC2	249,000.000	\$99.0190		\$246,557.31/ \$184.19	\$248,145.93	-\$1,588.62	\$249,000.00	-\$2,442.69	\$11,205.00	4.54%	
CPN 4.500% DUE 01/23/25 DTD 01/23/23 FC 02/23/23 CALL 04/23/23 @ 100.00001/23/2025												
CITY NATL BANK LOS ANGELES CA CD FDIC #17281	178180GV1	244,000.000	\$99.0130		\$241,591.72/ \$1,052.88	\$243,155.76	-\$1,564.04	\$244,000.00	-\$2,408.28	\$10,980.00	4.54%	
CPN 4.500% DUE 01/27/25 DTD 01/25/23 FC 07/25/2301/27/2025												
SAFRA NATL BANK OF NY NEW YORK NY CD FDIC #26876 INSTL CLLB	78658RLE9	244,000.000	\$99.1060		\$241,818.64/ \$1,003.75	\$243,392.44	-\$1,573.80	\$244,000.00	-\$2,181.36	\$11,102.00	4.59%	
CPN 4.550% DUE 01/27/25 DTD 01/27/23 FC 07/27/23 CALL 04/27/23 @ 100.00001/27/2025												
Total Bonds, CDs and structured products												
Total account holdings												
						\$4,897,324.03	\$4,915,457.51	-\$18,133.48	\$4,920,837.50	-\$23,513.47	\$148,631.00	
						\$4,983,917.75	\$4,995,724.23	-\$11,806.48	\$5,007,431.22	-\$23,513.47	\$152,129.38	

¹ Total cost basis reflects the amount you have invested "out-of-pocket" over time plus any automatically reinvested earnings. Each time a new purchase or a sale is made, your Total cost basis is adjusted accordingly. Total cost basis is not a measure of your initial investment amount, but rather an estimate of the unrealized gain or loss on the securities you have purchased. Total cost basis amounts on your statement are provided for informational purposes only and may be incomplete or unavailable for some of your holdings at this time. For investment performance information contact your financial advisor. For tax preparation, please refer to your year-end tax package and consult your tax advisor.

⁷ Ending value amounts for Your holdings represent information posted as of trade date and thus may include transactions that have not settled as of the date of this statement. Total Value is derived from both assets held by the firm in your account, as well as assets held away which is reported for convenience purposes.

Ameriprise Brokerage Account (continued)

The MSRB provides disclosure and offering documents from municipal securities issuers online at www.emma.msrb.org. You can also find: pricing for municipal trades, interest rates, auction results, daily market statistics and educational material about municipal securities.

** Any ratings for municipal bonds are supplied by Standard & Poor's, a division of the McGraw-Hill Companies, Inc, an investment rating provider. Other rating services may rate this security differently. Lack of a rating by Standard & Poor's does not imply the security is not rated as it may be rated by other rating services.

A notice from S&P: Ratings information from Standard & Poor's ("S&P") may not be reproduced. S&P credit ratings are statements of opinion and are not statements of fact or recommendations to purchase, hold, or sell securities, nor do they address the suitability of securities for investment purposes, and should not be relied on as investment advice. S&P does not guarantee the accuracy, completeness, timeliness or availability of any information, including ratings, and is not responsible for errors or omissions (negligent or otherwise). S&P gives no express or implied warranties, including but not limited to any warranties of merchantability or fitness for a particular purpose or use. S&P shall not be liable for any direct, indirect, incidental, exemplary, compensatory, punitive, special or consequential damages, costs, expenses, legal fees, or losses (including lost income or profits and opportunity costs) in connection with any use of ratings.

See the Disclosures section of this statement for more information.

Your account activity

Date	Transaction	Description	Symbol/ CUSIP	Quantity	Price	Amount
Trade activity						
Securities purchased						
02/01/2023	REINVEST DIV	INVESCO TREASURY PRIVATE CL REINVEST AT	1.000	TPFX	5,375.250	-\$5,375.25
02/23/2023	PURCHASE	INVESCO TREASURY PRIVATE CL		TPFX	951.660	-\$951.66
02/28/2023	PURCHASE	INVESCO TREASURY PRIVATE CL		TPFX	0.090	-\$0.09
Total Securities purchased						-\$6,327.00
Income						
01/31/2023	DIVIDEND	INVESCO TREASURY PRIVATE CL 013123		TPFX		\$5,375.25
02/23/2023	INTEREST	WASHINGTON FEDL BANK SEATTLE WA CD FDIC #28088 CLLB CPN 4.500% DUE 01/23/25 DTD 01/23/23 FC 02/23/23 022323 249,000		938828CC2		\$951.66
02/27/2023	AMERIPRISE CASH	INT 01/31-02/23 @ 0.250% 02 DAY AVG BAL=	6,196			\$0.09
Total Income						\$6,327.00

Ameriprise Brokerage Account

LIVE OAK COUNTY MUNICIPALITY | ROAD & BRIDGE PRECINCT 2

Account #: 0000 3722 2343 8 133

Investment time frame: 1-3 years; Risk tolerance: Conservative; Investment objective: Capital Preservation, Income; Liquidity needs: 1-6 Years
See the Disclosures at the end of your statement for definitions of these suitability terms.

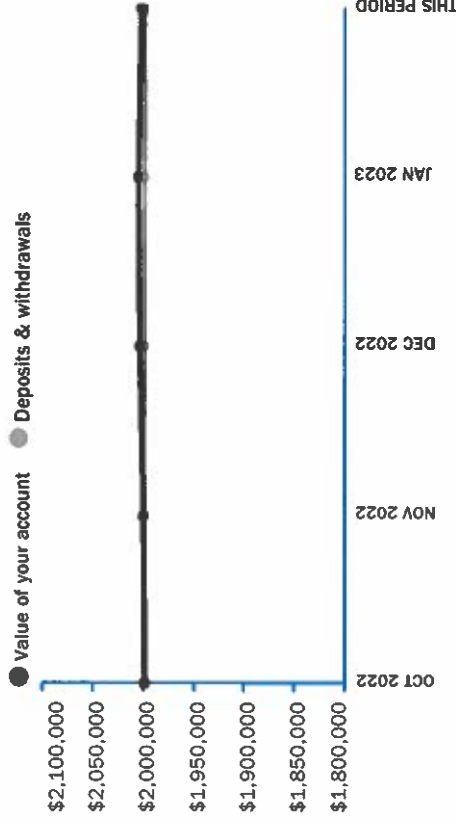
Value of your account

	This period	This year
Beginning value	\$2,006,267.63	\$2,004,437.35
Income		
Dividends	\$118.49	\$228.77
Change in value	-\$3,345.00	-\$1,625.00
Ending value	\$2,003,041.12	\$2,003,041.12

Summary of your holdings

Asset	Value of assets	Percent of account
Mutual funds	\$35,336.12	1.8%
Bonds, CDs and structured products	\$1,967,705.00	98.2%
Ending value	\$2,003,041.12	100.0%

Value of your account over time



Your holdings

Description	Symbol/ CUSIP	Quantity	Market price = X	Ending value = this period ⁷	Ending value last period	Net change this period	Total cost basis ¹	Unrealized gain/loss	Annual income	Yield
Mutual funds										
INVESCO TREASURY PRIVATE CL	TPFX	35,336.120	\$1.00	\$35,336.12	\$35,217.63	\$118.49	\$35,336.12	\$0.00	\$1,427.57	4.04%
Bonds, CDs and structured products										
LESS THAN 1 YEAR										
U S TREASURY NOTE CPN 0.125% DUE 04/30/23 DTD 04/30/21 FC 10/31/21 04/30/2023	91282CBX8 Moody's = AAA	500,000.000	\$99.2250	\$496,125.00/ \$208.91	\$494,440.00	\$1,685.00	\$489,635.94	\$6,489.06	\$625.00	0.13%
U S TREASURY NOTE CPN 2.875% DUE 10/31/23 DTD 10/31/18 FC 04/30/19 10/31/2023	9128285K2 Moody's = AAA	500,000.000	\$98.5270	\$492,635.00/ \$4,804.90	\$493,065.00	-\$430.00	\$492,238.28	\$396.72	\$14,375.00	2.92%

Ameriprise Brokerage Account (continued)

Your holdings - continued

Description	Symbol/ CUSIP	Quantity	Market price X	Ending value = this period ⁷	Ending value last period	Net change this period	Total cost basis ¹	Estimated		
								Unrealized gain/loss	Annual income	Yield
Bonds, CDs and structured products										
1-2 YEARS										
U S TREASURY NOTE CPN 2.500% DUE 04/30/24 DTD 04/30/22 FC 10/31/22 04/30/2024	91282CEK3 Moody's - AAA	500,000.000	\$97.0160	\$485,080.00/ \$4,178.18	\$486,935.00	-\$1,855.00	\$485,010.94	\$69.06	\$12,500.00	2.58%
FEDL FARM CREDIT BANK BOND CPN 4.620% DUE 10/17/24 DTD 10/17/22 FC 04/17/23 CALL 10/17/23 @ 100.00010/17/2024	3133ENS68 Moody's - AAA S&P - AA+	500,000.000	\$98.7730	\$493,865.00/ \$8,598.33	\$496,610.00	-\$2,745.00	\$499,250.00	-\$5,385.00	\$23,100.00	4.68%
Total Bonds, CDs and structured products				\$1,967,705.00	\$1,971,050.00	-\$3,345.00	\$1,966,135.16	\$1,569.84	\$50,600.00	
Total account holdings				\$2,003,041.12	\$2,006,267.63	-\$3,226.51	\$2,001,471.28	\$1,569.84	\$52,027.57	

¹ Total cost basis reflects the amount you have invested "out-of-pocket" over time plus any automatically reinvested earnings. Each time a new purchase or a sale is made, your total cost basis is adjusted accordingly. Total cost basis is not a measure of your initial investment amount, but rather an estimate of the unrealized gain or loss on the securities you have purchased. Total cost basis amounts on your statement are provided for informational purposes only and may be incomplete or unavailable for some of your holdings at this time. For investment performance information contact your financial advisor. For tax preparation, please refer to your year-end tax package and consult your tax advisor.

⁷ Ending value amounts for Your holdings represent information posted as of trade date and thus may include transactions that have not settled as of the date of this statement. Total Value is derived from both assets held by the firm in your account, as well as assets held away which is reported for convenience purposes.

The MSRB provides disclosure and offering documents from municipal securities issuers online at www.emma.msrb.org. You can also find pricing for municipal trades, interest rates, auction results, daily market statistics and educational material about municipal securities.
 ** Any ratings for municipal bonds are supplied by Standard & Poor's, a division of the McGraw-Hill Companies, Inc, an investment rating provider. Other rating services may rate this security differently. Lack of a rating by Standard & Poor's does not imply the security is not rated as it may be rated by other rating services.

A notice from S&P: Ratings information from Standard & Poor's ("S&P") may not be reproduced. S&P credit ratings are statements of opinion and are not statements of fact or recommendations to purchase, hold, or sell securities, nor do they address the suitability of securities for investment purposes, and should not be relied on as investment advice. S&P does not guarantee the accuracy, completeness, timeliness or availability of any information, including ratings, and is not responsible for errors or omissions (negligent or otherwise). S&P gives no express or implied warranties, including but not limited to any warranties of merchantability or fitness for a particular purpose or use. S&P shall not be liable for any direct, indirect, incidental, exemplary, compensatory, punitive, special or consequential damages, costs, expenses, legal fees, or losses (including lost income or profits and opportunity costs) in connection with any use of ratings.
 See the Disclosures section of this statement for more information.

Ameriprise Brokerage Account (continued)

Account #: 0000 3722 2343 8 133

Your account activity

Date	Transaction	Description	Symbol/ CUSIP	Quantity	Price	Amount
Trade activity						
Securities purchased						
02/01/2023	REINVEST DIV	INVESCO TREASURY PRIVATE CL REINVEST AT	1.000	TPFX	118.490	-\$118.49
Income						
01/31/2023	DIVIDEND	INVESCO TREASURY PRIVATE CL 013123 35,217.63000	TPFX			\$118.49

0228 I# 675#7-14 #024211 MRDF# P2315

Ameriprise Brokerage Account

LIVE OAK COUNTY MUNICIPALITY | ROAD & BRIDGE PRECINCT 3

Account #: 0000 6440 5315 9 133

Investment time frame: 1-3 years; Risk tolerance: Conservative; Investment objective: Capital Preservation, Income; Liquidity needs: 1-6 Years
See the Disclosures at the end of your statement for definitions of these suitability terms.

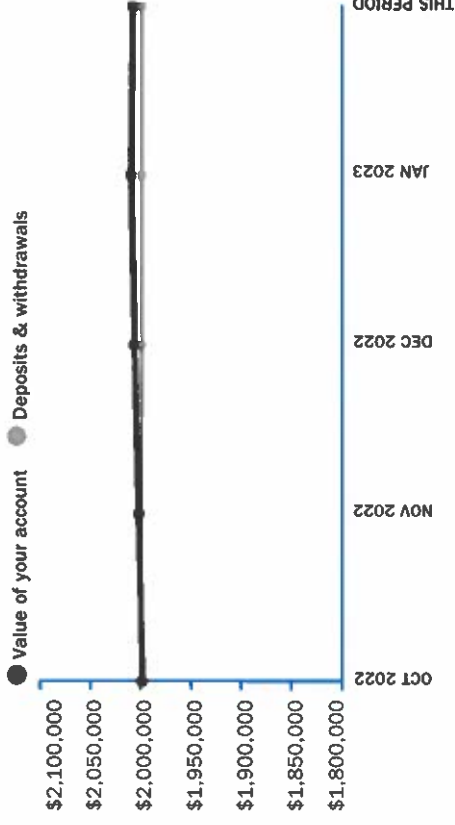
Value of your account

	This period	This year
Beginning value	\$2,010,573.29	\$2,006,898.33
Income		
Dividends	\$171.87	\$331.83
Change in value	-\$1,855.00	\$1,660.00
Ending value	\$2,008,890.16	\$2,008,890.16

Summary of your holdings

Asset	Value of assets	Percent of account
Mutual funds	\$51,255.16	2.6%
Bonds, CDs and structured products	\$1,957,635.00	97.4%
Ending value	\$2,008,890.16	100.0%

Value of your account over time



Your holdings

Description	Symbol/ CUSIP	Quantity	Market price	X	Ending value last period ⁷	Ending value this period ⁷	Net change this period	Total cost basis ¹	Unrealized gain/loss	Annual income	Yield	
												Estimated
Mutual funds												
INVESCO TREASURY PRIVATE CL	TPFX	51,255.160	\$1.00		\$51,083.29	\$51,255.16	\$171.87	\$51,255.16	\$0.00	\$2,070.70	4.04%	
Bonds, CDs and structured products												
LESS THAN 1 YEAR												
U S TREASURY BILL DUE 04/20/23 DTD 04/21/22	912796V48	500,000.000	\$99.3630		\$495,090.00	\$496,815.00	\$1,725.00	\$489,430.83	\$7,384.17	\$0.00	0.00%	
U S TREASURY NOTE CPN 0.375% DUE 10/31/23 DTD 10/31/21 FC 04/30/22 10/31/2023	91282CDD0 Moody's - AAA	500,000.000	\$96.9300		\$483,905.00	\$484,650.00/ \$626.73	\$745.00	\$479,948.13	\$4,701.87	\$1,875.00	0.39%	

Ameriprise Brokerage Account (continued)

Your holdings - continued

Description	Symbol/ CUSIP	Quantity	Market price X	Ending value = this period ⁷	Ending value last period	Net change this period	Estimated			
							Total cost basis ¹	Unrealized gain/loss	Annual income	Yield
Bonds, CDs and structured products										
1-2 YEARS										
U S TREASURY NOTE CPN 2.000% DUE 04/30/24 DTD 04/30/17 FC 10/31/17 04/30/2024	912828X70 Moody's = AAA	500,000,000	\$96.4610	\$482,305.00/ \$3,342.54	\$483,885.00	-\$1,580.00	\$481,055.62	\$1,249.38	\$10,000.00	2.07%
FEDL FARM CREDIT BANK BOND CPN 4.620% DUE 10/17/24 DTD 10/17/22 FC 04/17/23 CALL 10/17/23 @ 100.00010/17/2024	3133SENS68 Moody's = AAA S&P = AA+	500,000,000	\$98.7730	\$493,865.00/ \$8,598.33	\$496,610.00	-\$2,745.00	\$499,000.00	-\$5,135.00	\$23,100.00	4.68%
Total Bonds, CDs and structured products				\$1,957,635.00	\$1,959,490.00	-\$1,855.00	\$1,949,434.58	\$8,200.42	\$34,975.00	
Total account holdings				\$2,008,890.16	\$2,010,573.29	-\$1,683.13	\$2,000,689.74	\$8,200.42	\$37,045.70	

¹ Total cost basis reflects the amount you have invested "out-of-pocket" over time plus any automatically reinvested earnings. Each time a new purchase or a sale is made, your Total cost basis is adjusted accordingly. Total cost basis is not a measure of your initial investment amount, but rather an estimate of the unrealized gain or loss on the securities you have purchased. Total cost basis amounts on your statement are provided for informational purposes only and may be incomplete or unavailable for some of your holdings at this time. For investment performance information contact your financial advisor. For tax preparation, please refer to your year-end tax package and consult your tax advisor.

⁷ Ending value amounts for Your holdings represent information posted as of trade date and thus may include transactions that have not settled as of the date of this statement. Total Value is derived from both assets held by the firm in your account, as well as assets held away which is reported for convenience purposes.

The MSRB provides disclosure and offering documents from municipal securities issuers online at www.emma.msrb.org. You can also find: pricing for municipal trades, interest rates, auction results, daily market statistics and educational material about municipal securities.

** Any ratings for municipal bonds are supplied by Standard & Poor's, a division of the McGraw-Hill Companies, Inc, an investment rating provider. Other rating services may rate this security differently. Lack of a rating by Standard & Poor's does not imply the security is not rated as it may be rated by other rating services.

A notice from S&P: Ratings information from Standard & Poor's ("S&P") may not be reproduced. S&P credit ratings are statements of opinion and are not statements of fact or recommendations to purchase, hold, or sell securities, nor do they address the suitability of securities for investment purposes, and should not be relied on as investment advice. S&P does not guarantee the accuracy, completeness, timeliness or availability of any information, including ratings, and is not responsible for errors or omissions (negligent or otherwise). S&P gives no express or implied warranties, including but not limited to any warranties of merchantability or fitness for a particular purpose or use. S&P shall not be liable for any direct, indirect, incidental, exemplary, compensatory, punitive, special or consequential damages, costs, expenses, legal fees, or losses (including lost income or profits and opportunity costs) in connection with any use of ratings.

See the Disclosures section of this statement for more information.

Ameriprise Brokerage Account (continued)

Account #: 0000 6440 5315 9 133

Your account activity

Date	Transaction	Description	Symbol/ CUSIP	Quantity	Price	Amount
Trade activity						
Securities purchased						
02/01/2023	REINVEST DIV	INVESCO TREASURY PRIVATE CL REINVEST AT	1.000	TPFX	171.870	-\$171.87
Income						
01/31/2023	DIVIDEND	INVESCO TREASURY PRIVATE CL 013123 51,083.29000	TPFX			\$171.87

0228 1# 67S#4-14 #024211 MRDF# PZ313

Ameriprise Brokerage Account

LIVE OAK COUNTY MUNICIPALITY | ROAD & BRIDGE PRECINCT 4

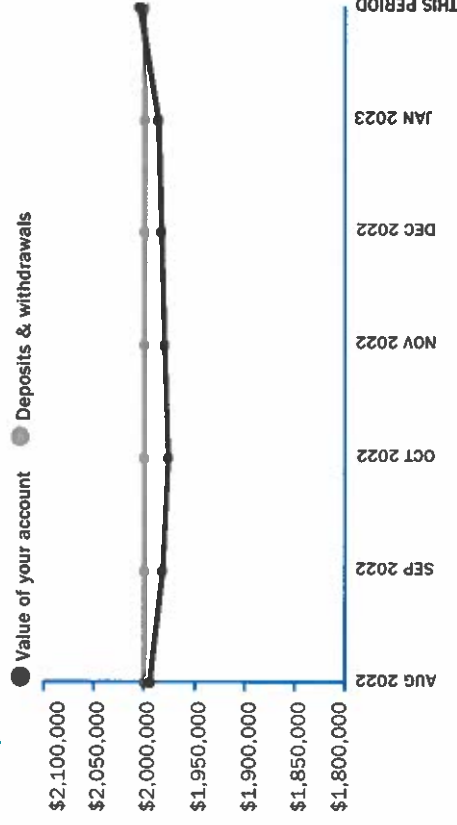
Account #: 0000 1605 4375 7 133

Investment time frame: 1-3 years; Risk tolerance: Conservative; Investment objective: Capital Preservation, Income; Liquidity needs: 1-6 Years
See the Disclosures at the end of your statement for definitions of these suitability terms.

Value of your account

	This period	This year
Beginning value	\$1,986,687.13	\$1,983,533.93
Income		
Dividends	\$78.65	\$151.85
Interest	\$21,625.11	\$21,625.11
Total income	\$21,703.76	\$21,776.96
Change in value	-\$3,155.00	-\$75.00
Ending value	\$2,005,235.89	\$2,005,235.89

Value of your account over time



Summary of your holdings

Asset	Value of assets	Percent of account
Mutual funds	\$545,080.89	27.2%
Bonds, CDs and structured products	\$1,460,155.00	72.8%
Ending value	\$2,005,235.89	100.0%

Your holdings

Description	Symbol/ CUSIP	Quantity	X	Market price	Ending value this period ⁷	Ending value last period	Net change this period	Total cost basis ¹	Unrealized gain/loss	Annual income	Yield
Mutual funds											
INVESCO TREASURY PRIVATE CL	TPPX	545,080.890		\$1.00	\$545,080.89	\$23,377.13	\$521,703.76	\$545,080.89	\$0.00	\$22,021.26	4.04%
Bonds, CDs and structured products											
LESS THAN 1 YEAR											
FEDL HOME LOAN MTG CORP MEDIUM TERM NOTE CPN 0.250% DUE 08/24/23	3137EAEV7 Moody's = AAA	500,000.000		\$97.6610	\$488,305.00/ \$24.31	\$487,275.00	\$1,030.00	\$485,341.98	\$2,963.02	\$1,250.00	0.26%
DTD 08/21/20 FC 02/24/2108/24/2023	S&P = AA+										
FEDL HOME LOAN MTG CORP MEDIUM TERM NOTE CPN 3.400% DUE 02/23/24	3134GXM43 Moody's = AAA	500,000.000		\$98.1470	\$490,735.00/ \$377.78	\$492,470.00	-\$1,735.00	\$499,865.00	-\$9,130.00	\$17,000.00	3.46%
DTD 08/23/22 FC 02/23/23 CALL 11/23/22 @ 100.00002/23/2024	S&P = AA+										

Ameriprise Brokerage Account (continued)

Your holdings - continued

Description	Symbol/ CUSIP	Quantity	Market price	Ending value = this period ⁷	Ending value last period	Net change this period	Total cost basis ¹	Estimated		
								Unrealized gain/loss	Annual income	Yield
Bonds, CDs and structured products										
1-2 YEARS										
U S TREASURY NOTE CPN 2.375% DUE 08/15/24 DTD 08/15/14 FC 02/15/15 08/15/2024	912828D56 Moody's - AAA	500,000.000	\$96.2230	\$481,115.00/ \$459.25	\$484,315.00	-\$3,200.00	\$492,319.06	-\$11,204.06	\$11,875.00	2.47%
Total Bonds, CDs and structured products				\$1,460,155.00	\$1,464,060.00	-\$3,905.00	\$1,477,526.04	-\$17,371.04	\$30,125.00	
Total account holdings				\$2,005,235.89	\$1,487,437.13	\$517,798.76	\$2,022,606.93	-\$17,371.04	\$52,146.26	

¹ Total cost basis reflects the amount you have invested "out-of-pocket" over time plus any automatically reinvested earnings. Each time a new purchase or a sale is made, your Total cost basis is adjusted accordingly. Total cost basis is not a measure of your initial investment amount, but rather an estimate of the unrealized gain or loss on the securities you have purchased. Total cost basis amounts on your statement are provided for informational purposes only and may be incomplete or unavailable for some of your holdings at this time. For investment performance information contact your financial advisor. For tax preparation, please refer to your year-end tax package and consult your tax advisor.

⁷ Ending value amounts for Your holdings represent information posted as of trade date and thus may include transactions that have not settled as of the date of this statement. Total Value is derived from both assets held by the firm in your account, as well as assets held away which is reported for convenience purposes.

The MSRB provides disclosure and offering documents from municipal securities issuers online at www.emma.msrb.org. You can also find: pricing for municipal trades, interest rates, auction results, daily market statistics and educational material about municipal securities.

** Any ratings for municipal bonds are supplied by Standard & Poor's, a division of the McGraw-Hill Companies, Inc, an investment rating provider. Other rating services may rate this security differently. Lack of a rating by Standard & Poor's does not imply the security is not rated as it may be rated by other rating services.

A notice from S&P: Ratings information from Standard & Poor's ("S&P") may not be reproduced. S&P credit ratings are statements of opinion and are not statements of fact or recommendations to purchase, hold, or sell securities, nor do they address the suitability of securities for investment purposes, and should not be relied on as investment advice. S&P does not guarantee the accuracy, completeness, timeliness or availability of any information, including ratings, and is not responsible for errors or omissions (negligent or otherwise). S&P gives no express or implied warranties, including but not limited to any warranties of merchantability or fitness for a particular purpose or use. S&P shall not be liable for any direct, indirect, incidental, exemplary, compensatory, punitive, special or consequential damages, costs, expenses, legal fees, or losses (including lost income or profits and opportunity costs) in connection with any use of ratings.

See the Disclosures section of this statement for more information.

Your account activity

Date	Transaction	Description	Symbol/ CUSIP	Quantity	Price	Amount
Trade activity						
Securities purchased						
02/01/2023	REINVEST DIV	INVESCO TREASURY PRIVATE CL REINVEST AT	TPFXX	78.650		-\$78.65
02/15/2023	PURCHASE	INVESCO TREASURY PRIVATE CL	TPFXX	5,937.500	\$1.0000	-\$5,937.50
02/23/2023	PURCHASE	INVESCO TREASURY PRIVATE CL	TPFXX	8,500.000	\$1.0000	-\$8,500.00

Ameriprise Brokerage Account (continued)

Account #: 0000 1605 4375 7 133

Your account activity - continued

Date	Transaction	Description	Symbol/ CUSIP	Quantity	Price	Amount
Trade activity						
Securities purchased						
02/24/2023	PURCHASE	INVESCO TREASURY PRIVATE CL	TPFX	625.000	\$1.0000	-\$625.00
02/28/2023	PURCHASE	INVESCO TREASURY PRIVATE CL	TPFX	506,562.610	\$1.0000	-\$506,562.61
Total Securities purchased						
				-500,000.000		-\$521,703.76
Securities sold						
02/28/2023	REDEMPTION	U S TREASURY NOTE CPN 2.625% DUE 02/28/23 DTD 02/28/18 FC 08/31/18	9128284A5			\$500,000.00
Total Trade activity						
						-\$21,703.76
Income						
01/31/2023	DIVIDEND	INVESCO TREASURY PRIVATE CL 013123 23,377.13000	TPFX			\$78.65
02/15/2023	INTEREST	U S TREASURY NOTE CPN 2.375% DUE 08/15/24 DTD 08/15/14 FC 02/15/15 021523 500,000	912828D56			\$5,937.50
02/23/2023	INTEREST	FEDL HOME LOAN MTG CORP MEDIUM TERM NOTE CPN 3.400% DUE 02/23/24 DTD 08/23/22 FC 02/23/23 CALL 05/23/23 @ 100.000 022323 500,000	3134GXM43			\$8,500.00
02/24/2023	INTEREST	FEDL HOME LOAN MTG CORP MEDIUM TERM NOTE CPN 0.250% DUE 08/24/23 DTD 08/21/20 FC 02/24/21 022423 500,000	3137EAEV7			\$625.00
02/27/2023	AMERIPRISE CASH	INT 02/15-02/26 @ 0.250% 05 DAY AVG BAL= 3,262				\$0.11
02/28/2023	INTEREST	U S TREASURY NOTE CPN 2.625% DUE 02/28/23 DTD 02/28/18 FC 08/31/18 * 022823 500,000	9128284A5			\$6,562.50
Total Income						
						\$21,703.76

Your realized gains and losses details

Date sold	Quantity	Description	Covered	Date acquired	Cost basis	Proceeds	Gain or loss
Investment short term loss							
02/28/2023	500000.000	U S TREASURY NOTE CPN 2.625% DUE 02/28/23 DTD 02/28/18 FC 08/31/18 *		08/19/2022	\$500,000.00	\$500,000.00	\$0.00

*You specifically identified these shares for sale.