




**Kitley Wasicek
Live Oak County Treasurer
Monthly Treasurer's Report
For the Month Ending August 31, 2023**

Pursuant to LGC 114.026, I, Kitley Wasicek, do hereby submit the Treasurer's Monthly Report. The report includes, but not limited to, money received and disbursed, debts due to (if known) and owed by the County, and all other proceedings in the treasurer's office that pertain to the Financial Standing of Live Oak County, Texas. The bank statements have been reconciled; any adjustments have been noted including any amount that has been identified and reconciled on the individual bank statements.

Therefore, Kitley Wasicek, County Treasurer of Live Oak County, Texas, who being fully sworn upon oath says that the within and foregoing report is true and correct to the best of her knowledge.

Filed with the accompanying reports this, the **27th day of October 2023**.



Kitley Wasicek, Treasurer, Live Oak County/ Date

Commissioners' Court having reviewed the Treasurer's Report on this date as presented, having taken reasonable steps to ensure its accuracy and based upon presentations of the Treasurer's Office approve the report, subject to the county auditor's review and request that it be filed with the official minutes of this meeting. (LGC 114.026c)


In addition, the below signatures affirm that the Treasurers' Report complies with statutes as referenced. (LGC 114.026d)


The total amount of cash and investments that are in the custody of the county treasurer at the time of the examination: (LGC 114.026d) **\$55, 442, 685. 82 Month Ending Balance**


County Judge, James Liska


Commissioner Richard Lee, Pct #1


Commissioner Mitchell Williams, Pct #3


Commissioner, Randy Kopplin Pct #2


Commissioner Lucio Morin, Pct #4

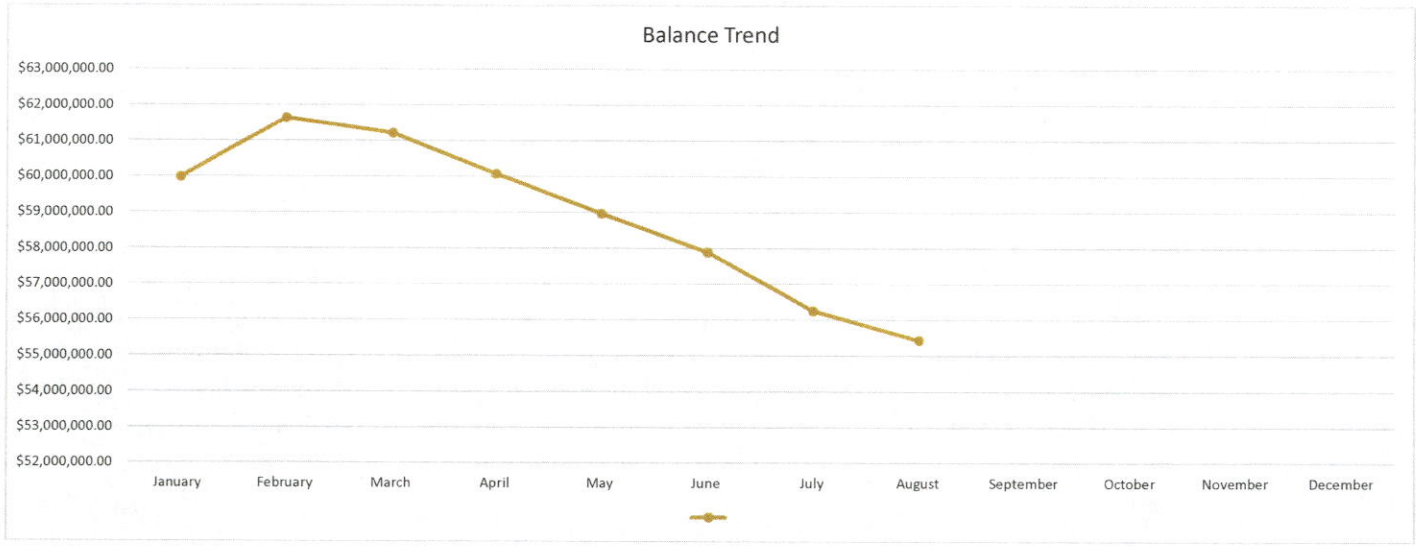
Live Oak County, Texas
Cash and Investments Held by Treasurer Wasicek
Detailed by Financial Institution
For the Month Ending August 31, 2023

Fund #	Description	TOTAL	Prosperity Checking	Prosperity Private Investments	Ameriprise Financial	Petty Cash on Hand
012	General	21,745,982.93	2,491,080.15	4,776,199.95	14,470,322.96	8,379.87
012	Sweep Account	20,000.00	20,000.00			
013	Indigent Health Care	469,223.52	469,223.52			
014	District Clerk Tech Fund	7,827.79	7,827.79			
015	JP Tech Fund	83,336.34	83,336.34			
016	ARPA Grant	1,051,521.61	1,051,521.61			
018	Special Lateral Road	218,632.23	218,632.23			
019	Farm to Market & Lateral Rd**	7,036,337.95	4,852,536.76		2,183,801.19	
020	R&B, General	11,331,384.27	6,243,330.09		5,088,054.18	
021	R&B, Precinct No. 1	1,357,836.63	1,357,836.63			
022	R&B, Precinct No. 2	3,391,086.21	1,340,138.21		2,050,948.00	
023	R&B, Precinct No. 3	4,067,312.93	995,874.28	1,015,164.71	2,056,273.94	
024	R&B, Precinct No. 4	3,538,810.51	1,487,161.21		2,051,649.30	
025	Solid Waste Disposal	268,875.76	268,850.76			25.00
027	County Clerk Records Mgmt	297,307.64	297,307.64			
028	Courthouse Security	12,865.78	12,865.78			
029	Records Mgmt & Preservation	13,139.79	13,139.79			
060	Interest & Sinking	99,544.72	99,544.72			
080	LOC Airport	139,086.81	139,086.81			
090	Payroll Clearing	191,494.30	191,494.30			
091	Operating Clearing Acct	101,078.10	101,078.10			
TOTAL CASH & INVESTMENTS		55,442,685.82	21,741,866.72	5,791,364.66	27,901,049.57	8,404.87

Monthly Balance Sheet

Balance Trend as of August 31, 2023

	January	February	March	April	May	June	July	August	September	October	November	December
012	\$23,121,128.64	\$23,430,043.41	\$23,406,396.12	\$23,191,602.62	\$23,133,217.13	\$22,344,888.72	\$22,106,953.32	\$21,745,982.93				
Sweep	\$20,000.00	\$20,000.00	\$20,000.00	\$20,000.00	\$20,000.00	\$20,000.00	\$20,000.00	\$20,000.00				
013	\$417,704.94	\$400,166.76	\$383,012.02	\$362,828.85	\$352,296.65	\$487,455.97	\$473,521.36	\$469,223.52				
014	\$7,678.25	\$7,673.87	\$7,719.12	\$7,749.24	\$7,778.75	\$7,800.97	\$7,819.13	\$7,827.79				
015	\$81,041.17	\$79,384.65	\$80,885.49	\$81,154.48	\$81,978.19	\$83,003.74	\$82,458.69	\$83,336.34				
016	\$345,886.89	\$1,531,420.39	\$1,268,762.89	\$1,268,762.89	\$1,214,338.89	\$1,119,555.25	\$1,051,521.61	\$1,051,521.61				
018	\$235,879.69	\$230,953.70	\$223,151.89	\$223,197.74	\$220,934.95	\$220,980.35	\$219,660.66	\$218,632.23				
019	\$11,280,735.10	\$11,754,279.05	\$11,816,510.87	\$9,880,039.66	\$9,918,641.49	\$7,024,565.59	\$7,028,664.76	\$7,036,337.95				
020	\$11,517,795.78	\$11,437,782.44	\$11,504,268.77	\$11,023,900.49	\$10,788,394.13	\$11,581,454.33	\$11,300,221.19	\$11,331,384.27				
021	\$1,749,702.00	\$1,630,217.00	\$1,635,553.80	\$2,017,466.97	\$1,868,466.33	\$2,272,852.00	\$1,851,896.98	\$1,357,836.63				
022	\$2,827,595.00	\$2,768,965.66	\$2,718,813.30	\$3,121,040.46	\$3,082,329.81	\$3,620,532.61	\$3,440,428.66	\$3,391,086.21				
023	\$4,274,460.79	\$4,243,305.07	\$4,078,376.53	\$4,356,130.70	\$3,847,409.43	\$4,282,298.16	\$4,149,723.88	\$4,067,312.93				
024	\$3,158,814.21	\$3,149,772.64	\$3,107,742.84	\$3,573,908.57	\$3,521,262.04	\$3,803,459.80	\$3,575,782.55	\$3,538,810.51				
025	\$290,708.70	\$274,684.21	\$265,870.59	\$255,882.37	\$213,549.47	\$282,547.94	\$274,294.54	\$268,875.76				
027	\$273,064.25	\$277,124.12	\$283,151.79	\$285,695.07	\$289,000.80	\$289,985.13	\$293,839.75	\$297,307.64				
028	\$16,627.18	\$16,664.41	\$16,969.12	\$16,505.75	\$15,933.11	\$14,186.24	\$13,507.60	\$12,865.78				
029	\$10,215.35	\$10,555.74	\$11,238.01	\$12,019.53	\$12,520.78	\$12,686.73	\$12,914.58	\$13,139.79				
060	\$97,456.30	\$132,972.07	\$136,727.70	\$140,551.64	\$143,357.78	\$170,572.69	\$97,922.78	\$99,544.72				
080	\$146,896.28	\$136,069.28	\$137,269.90	\$127,836.16	\$132,965.51	\$153,240.49	\$144,623.58	\$139,086.81				
090	\$15,000.00	\$15,000.00	\$15,000.00	\$15,000.00	\$15,000.00	\$15,000.00	\$15,000.00	\$191,494.30				
091	\$101,078.10	\$101,078.10	\$101,078.10	\$101,078.10	\$102,278.10	\$101,078.10	\$101,078.10	\$101,078.09				
	\$59,989,468.62	\$61,648,112.57	\$61,218,498.85	\$60,082,351.29	\$58,981,653.34	\$57,908,144.81	\$56,261,833.72	\$55,442,685.81				

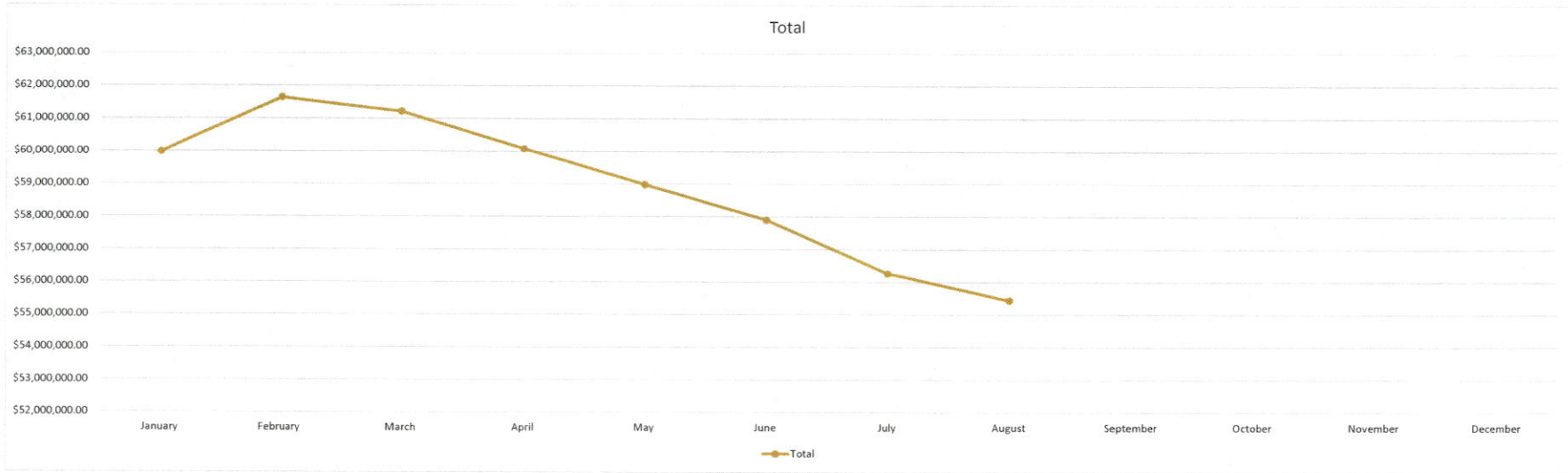


2

Monthly Balance Sheet

Balance Trend as of August 31, 2023

	012	Sweep	013	014	015	016	018	019	020	021	022	023	024	025	027	028	029	060	080	090	091	Total
January	\$23,121,128.64	\$20,000.00	\$417,704.94	\$7,678.25	\$81,041.17	\$345,886.89	\$235,879.69	\$11,280,735.10	\$11,517,795.78	\$1,749,702.00	\$2,827,595.00	\$4,274,460.79	\$3,158,814.21	\$290,708.70	\$273,064.25	\$16,627.18	\$10,215.35	\$97,456.30	\$148,896.28	\$15,000.00	\$101,078.10	\$59,986,468.62
February	\$23,480,043.41	\$20,000.00	\$400,166.76	\$7,673.87	\$79,384.65	\$1,531,420.39	\$290,953.70	\$11,754,279.05	\$11,437,782.44	\$1,630,217.00	\$2,768,965.66	\$4,243,305.07	\$3,149,772.64	\$274,684.21	\$277,124.12	\$16,664.41	\$10,555.74	\$132,972.07	\$136,069.28	\$15,000.00	\$101,078.10	\$61,648,112.57
March	\$23,406,396.12	\$20,000.00	\$383,012.02	\$7,719.12	\$80,885.49	\$1,268,762.89	\$223,151.89	\$11,816,510.87	\$11,504,268.77	\$1,635,553.80	\$2,718,813.30	\$4,078,376.53	\$3,107,742.84	\$265,870.59	\$283,151.79	\$16,969.12	\$11,238.01	\$136,727.70	\$137,269.90	\$15,000.00	\$101,078.10	\$61,218,498.85
April	\$23,191,602.62	\$20,000.00	\$362,828.85	\$7,749.24	\$81,154.48	\$1,268,762.89	\$223,197.74	\$9,880,039.66	\$11,023,900.49	\$2,017,466.97	\$3,121,040.46	\$4,356,130.70	\$3,573,908.57	\$255,882.37	\$285,695.07	\$16,505.75	\$12,019.53	\$140,551.64	\$127,836.16	\$15,000.00	\$101,078.10	\$60,082,351.29
May	\$23,133,217.13	\$20,000.00	\$352,296.65	\$7,778.75	\$81,978.19	\$1,214,338.89	\$220,934.95	\$9,918,641.49	\$10,788,394.13	\$1,868,466.33	\$3,082,329.81	\$3,847,409.43	\$3,521,262.04	\$213,549.47	\$289,000.80	\$15,933.11	\$12,520.78	\$143,357.78	\$132,965.51	\$15,000.00	\$102,278.10	\$58,981,653.34
June	\$22,344,888.72	\$20,000.00	\$487,455.97	\$7,800.89	\$83,003.74	\$1,119,555.25	\$220,980.35	\$7,024,565.59	\$11,581,454.33	\$2,272,852.11	\$3,620,532.61	\$4,282,298.16	\$3,803,459.80	\$282,547.94	\$289,985.13	\$14,186.24	\$12,686.73	\$170,572.69	\$153,240.49	\$15,000.00	\$101,078.10	\$57,908,144.84
July	\$22,106,953.32	\$20,000.00	\$473,521.36	\$7,819.13	\$82,458.69	\$1,051,521.61	\$219,660.66	\$7,028,664.76	\$11,300,221.19	\$1,851,896.98	\$3,440,428.66	\$4,149,723.88	\$3,575,782.55	\$274,294.54	\$293,839.75	\$13,507.60	\$12,914.58	\$97,922.78	\$144,623.58	\$15,000.00	\$101,078.10	\$56,261,833.72
August	\$21,745,982.93	\$20,000.00	\$469,223.52	\$7,827.79	\$83,336.34	\$1,051,521.61	\$218,632.23	\$7,036,337.95	\$11,331,384.27	\$1,857,836.63	\$3,391,086.21	\$4,067,312.93	\$3,538,810.51	\$268,875.76	\$297,307.64	\$12,865.78	\$13,139.79	\$99,544.72	\$139,086.81	\$191,494.30	\$101,078.09	\$55,442,685.81
September																						
October																						
November																						
December																						



ACCOUNT NAME	BEGINNING CASH BALANCE	CASH RECEIPTS	CASH DISBURSEMENTS	ENDING CASH BALANCE
2023 012 GENERAL FUND				
CASH BALANCE BEGINNING OF YEAR	.00	.00	.00	.00
CASH ON HAND	.00	.00	.00	.00
CASH ON HAND	791.87	.00	.00	791.87
CASH ON HAND JP #2	.00	.00	.00	.00
CASH ON HAND JP #4	500.00	.00	.00	500.00
CASH ON HAND CO. CLERK	88.00	.00	.00	88.00
SHERIFF'S ESCROW ACCOUNT	5,000.00	.00	.00	5,000.00
PETTY CASH COUNTY TREASURER	2,000.00	.00	.00	2,000.00
CASH ON DEPOSIT THREE RIVERS	.00	.00	.00	.00
CASH ON DEPOSIT-PROSPERITY	2,945,449.04	590,938.40	1,045,307.29-	2,491,080.15
CASH ON DEPOSIT - DISASTER	.00	.00	.00	.00
CERTIFICATIONS OF DEPOSIT T R	19,161,147.41	85,375.50	.00	19,246,522.91
FUND TOTALS	22,114,976.32	676,313.90	1,045,307.29-	21,745,982.93
				+ 20,000.00
2023 013 INDIGENT HEALTH CARE				
CASH BALANCE, BEG.OF YEAR	.00	.00	.00	.00
CASH ON DEPOSIT	.00	.00	.00	.00
CASH ON DEPOSITS-PROSPERITY	473,521.36	.00	4,297.84-	469,223.52
CERTIFICATE OF DEPOSIT -T RIV	.00	.00	.00	.00
FUND TOTALS	473,521.36	.00	4,297.84-	469,223.52
2023 014 JP TECH FUND				
CASH ON DEPOSIT THREE RIVERS	.00	.00	.00	.00
CASH ON DEPOSIT PROSPERITY	7,819.13	8.66	.00	7,827.79
CERTIFICATE OF DEPOSIT	.00	.00	.00	.00
FUND TOTALS	7,819.13	8.66	.00	7,827.79
2023 015 JP TECH FUND				
CASH ON DEPOSIT THREE RIVERS	.00	.00	.00	.00
CASH ON DEPOSIT-PROSPERITY	82,458.69	877.65	.00	83,336.34
CERTIFICATE OF DEPOSIT	.00	.00	.00	.00
FUND TOTALS	82,458.69	877.65	.00	83,336.34
2023 016 BUYOUT PROGRAM				
CASH ON DEPOSIT THREE RIVERS	.00	.00	.00	.00
CASH IN BANK-PROSPERITY	1,051,521.61	.00	.00	1,051,521.61
FUND TOTALS	1,051,521.61	.00	.00	1,051,521.61
2023 018 SPECIAL LOC LATERAL ROAD FUND				
CASH BALANCE, BEGINNING OF YR	.00	.00	.00	.00
CASH ON DEPOSIT THREE RIVERS	.00	.00	.00	.00
CASH ON DEPOSIT - PROSPERITY	219,660.66	46.57	1,075.00-	218,632.23
CERT OF DEPOSIT, THREE RIVERS	.00	.00	.00	.00
FUND TOTALS	219,660.66	46.57	1,075.00-	218,632.23
2023 019 FARM TO MARKET AND LATERAL RD				
CASH BALANCE,BEGINNING OF YEAR	.00	.00	.00	.00
CASH ON DEPOSIT THREE RIVERS	.00	.00	.00	.00
CASH ON DEPOSIT-PROSPERITY	4,852,319.31	22,217.45	22,000.00-	4,852,536.76
CERT OF DEPOSIT, THREE RIVERS	2,176,345.45	7,455.74	.00	2,183,801.19
FUND TOTALS	7,028,664.76	29,673.19	22,000.00-	7,036,337.95
2023 020 ROAD & BRIDGE GENERAL FUND				
CASH BALANCE, BEGINING OF YEAR	.00	.00	.00	.00
CASH ON DEPOSIT THREE RIVERS	.00	.00	.00	.00

791.87
500.00
88.00
5,000.00
2,000.00
2,491,080.15
19,246,522.91

ACCOUNT NAME	BEGINNING CASH BALANCE	CASH RECEIPTS	CASH DISBURSEMENTS	ENDING CASH BALANCE
CASH ON DEPOSIT-PROSPERITY	6,209,641.07	243,001.18	209,312.16-	6,243,330.09
CERTIFICATES OF DEPOSIT T R	5,090,580.12	1,378.07	3,904.01-	5,088,054.18
FUND TOTALS	11,300,221.19	244,379.25	213,216.17-	11,331,384.27✓
2023 021 ROAD & BRIDGE PREC. #1				
CASH BALANCE-BEGINNING OF YEAR	.00	.00	.00	.00
CASH ON DEPOSIT THREE RIVERS	.00	.00	.00	.00
CASH ON DEPOSIT-PROSPERITY	1,851,896.98	345.05	494,405.40-	1,357,836.63
CERTIFICATES OF DEPOSIT, T R	.00	.00	.00	.00
FUND TOTALS	1,851,896.98	345.05	494,405.40-	1,357,836.63✓
2023 022 ROAD & BRIDGE PRECINCT #2				
CASH BALANCE-BEGINNING OF YEAR	.00	.00	.00	.00
CASH ON DEPOSIT THREE RIVERS	.00	.00	.00	.00
CASH ON DEPOSIT-PROSPERITY	1,395,486.63	1,041.41	56,389.83-	1,340,138.21
CERTIFICATES OF DEPOSIT, T R	2,044,942.03	6,005.97	.00	2,050,948.00
CERTIFICATES OF DEPOSIT, T R	.00	.00	.00	.00
FUND TOTALS	3,440,428.66	7,047.38	56,389.83-	3,391,086.21✓
2023 023 ROAD & BRIDGE PREC. # 3				
CASH BALANCE-BEGINNING OF YEAR	.00	.00	.00	.00
CASH ON DEPOSIT THREE RIVERS	.00	.00	.00	.00
CASH ON DEPOSIT- PROSPERITY	1,094,394.31	222.44	98,742.47-	995,874.28
CERTIFICATES OF DEPOSIT, T R	3,055,329.57	16,109.08	.00	3,071,438.65
FUND TOTALS	4,149,723.88	16,331.52	98,742.47-	4,067,312.93✓
2023 024 ROAD & BRIDGE PREC. #4				
CASH BALANCE-BEGINNING OF YEAR	.00	.00	.00	.00
CASH ON DEPOSIT THREE RIVERS	.00	.00	.00	.00
CASH ON DEPOSIT PROSPERITY	1,545,724.24	322.78	58,885.81-	1,487,161.21
CERTIFICATES OF DEPOSIT, T R	2,030,058.31	21,590.99	.00	2,051,649.30
FUND TOTALS	3,575,782.55	21,913.77	58,885.81-	3,538,810.51✓
2023 025 SOLID WASTE DISPOSAL FUND				
CASH BALANCE-BEGINNING OF YEAR	.00	.00	.00	.00
CASH ON HAND	25.00	.00	.00	25.00
CASH ON DEPOSIT THREE RIVERS	.00	.00	.00	.00
CASH ON DEPOSIT PROSPERITY	274,269.54	11,045.88	16,464.66-	268,850.76
FUND TOTALS	274,294.54	11,045.88	16,464.66-	268,875.76✓
2023 026 LIBRARY IMPROVEMENT FUND				
CASH ON DEPOSIT THREE RIVERS	.00	.00	.00	.00
CASH ON DEPOSIT PROSPERITY	.00	.00	.00	.00
CERTIFICATE OF DEPOSIT	.00	.00	.00	.00
FUND TOTALS	.00	.00	.00	.00
2023 027 CO CLERK RECORDS MANG. FUND				
CASH BALANCE-BEGINNING OF YEAR	.00	.00	.00	.00
CASH ON DEPOSIT GEORGE WEST	.00	.00	.00	.00
CASH ON DEPOSIT PROSPERITY	293,839.75	5,479.53	2,011.64-	297,307.64
CERT OF DEPOSIT, THREE RIVERS	.00	.00	.00	.00
FUND TOTALS	293,839.75	5,479.53	2,011.64-	297,307.64✓
2023 028 COURTHOUSE SECURITY FUND				
CASH BALANCE-BEGINNING OF YEAR	.00	.00	.00	.00
CASH ON DEPOSIT THREE RIVERS	.00	.00	.00	.00
CASH ON DEPOSIT PROSPERITY	13,507.60	1,719.00	2,360.82-	12,865.78

ACCOUNT NAME	BEGINNING CASH BALANCE	CASH RECEIPTS	CASH DISBURSEMENTS	ENDING CASH BALANCE
CERT OF DEPOSIT, THREE RIVERS	.00	.00	.00	.00
FUND TOTALS	<u>13,507.60</u>	<u>1,719.00</u>	<u>2,360.82-</u>	<u>12,865.78</u> ✓
2023 029 RECORDS MANG. AND PRESV. FUND				
CASH BALANCE-BEGINNING OF YEAR	.00	.00	.00	.00
CASH ON DEPOSIT THREE RIVERS	.00	.00	.00	.00
CASH ON DEPOSIT PROSPERITY	12,914.58	712.72	487.51-	13,139.79
CERTIFICATE OF DEPOSIT	.00	.00	.00	.00
FUND TOTALS	<u>12,914.58</u>	<u>712.72</u>	<u>487.51-</u>	<u>13,139.79</u> ✓
2023 060 INTEREST & SINKING FUND				
CASH BALANCE, BEGINNING OF YEAR	.00	.00	.00	.00
CASH ON DEPOSIT THREE RIVERS	.00	.00	.00	.00
CASH ON DEPOSIT PROSPERITY	97,922.78	1,621.94	.00	99,544.72
CERT OF DEPOSIT, THREE RIVERS	.00	.00	.00	.00
FUND TOTALS	<u>97,922.78</u>	<u>1,621.94</u>	<u>.00</u>	<u>99,544.72</u> ✓
2023 080 LOC AIRPORT				
CASH BALANCE-BEGINNING OF YEAR	.00	.00	.00	.00
CASH ON DEPOSIT THREE RIVERS	.00	.00	.00	.00
CASH ON DEPOSIT PROSPERITY	144,623.58	6,211.05	11,747.82-	139,086.81
CERTIFICATES OF DEPOSIT, T R	.00	.00	.00	.00
FUND TOTALS	<u>144,623.58</u>	<u>6,211.05</u>	<u>11,747.82-</u>	<u>139,086.81</u> ✓
2023 090 PAYROLL FUND				
CASH IN BANK	.00	.00	.00	.00
CASH	4,471,504.34-	.00	355,065.85-	4,826,570.19-
CASH ON DEPOSIT-PROSPERITY	<u>4,486,504.34</u>	<u>531,560.15</u>	<u>.00</u>	<u>5,018,064.49</u>
FUND TOTALS	<u>15,000.00</u>	<u>531,560.15</u>	<u>355,065.85-</u>	<u>191,494.30</u>
2023 091 OPERATING FUND				
CASH IN BANK	.00	.00	.00	.00
CASH ON DEPOSIT-PROSPERITY	<u>101,078.10</u>	<u>2,023,473.25</u>	<u>2,023,473.26-</u>	<u>101,078.09</u> ✓
FUND TOTALS	<u>101,078.10</u>	<u>2,023,473.25</u>	<u>2,023,473.26-</u>	<u>101,078.09</u>
GRAND TOTALS	<u>56,249,856.72</u>	<u>3,578,760.46</u>	<u>4,405,931.37-</u>	<u>55,422,685.81</u>

+ 20,000.00
55,442,685.81

Live Oak County, Texas
Interest Received for the Month
For the Month Ending August 31, 2023

Fund #	Description	TOTAL	Prosperity Checking	Ameriprise	Prosperity Private Investments
012	General	85,234.43	835.93	79,164.17	5,234.33
014	District Clerk Tech Fund	1.91	1.91		
015	JP Tech Fund	17.47	17.47		
016	ARPA Grant	0.00	0.00		
018	Special Lateral Road	46.57	46.57		
019	Farm to Market & Lateral Rd	4,808.35	1,025.54	3,782.81	
020	R&B, General	2,686.57	1,308.50	1,378.07	
021	R&B, Precinct No. 1	345.05	345.05		
022	R&B, Precinct No. 2	2,577.38	291.41	2,285.97	
023	R&B, Precinct No. 3	10,696.52	222.44	2,322.44	8,151.64
024	R&B, Precinct No. 4	17,643.77	322.78	17,320.99	
025	Solid Waste Disposal	56.45	56.45		
027	County Clerk Records Mgmt	61.53	61.53		
028	Courthouse Security	2.78	2.78		
029	Records Mgmt & Preservation	2.68	2.68		
060	Interest & Sinking	20.52	20.52		
080	LOC Airport	30.24	30.24		
TOTAL INTEREST		124,232.22	4,591.80	106,254.45	13,385.97

Live Oak County, Texas
 Bond Indebtedness
 August 31, 2023

For General County Purposes:

Certificates of Obligation, Series 2006

Original Debt	8,000,000
Interest Rate	4.30%
Estimated Outstanding Balance as of 01/31/2023	3,985,000

The annual requirements for the Certificates of Obligation for years subsequent to December 31, 2021 are as follows:

<u>Fiscal Year Ending December 31st</u>	<u>Principal</u>	<u>Interest</u>	<u>Total</u>
2023	370,000	163,400	533,400
2024	385,000	147,168	532,168
2025-2027	1,265,000	336,583	1,601,583
2028-2031	1,965,000	173,611	2,138,611
TOTALS	3,985,000	820,762	4,805,762

Pledge Security Listing

August 31, 2023

ID	CUSIP	Description	Safekeeping Location	Safekeeping Receipt	Coupon	Maturity Date	Call Date	Moody	S&P	Fitch	ASC 320	Face Amount	Current Par	Current Book Value	Market Value	Gain(Loss)
COUNTY OF LIVE OAK																
3608	3128MDNB5	FHLMC #G14686	FHLB		2.00	03/01/2028		AAA	AA+	AAA	HTM	2,211,995	258,192.44	258,748.82	235,845.88	(22,902.93)
3610	31417FLW6	FNMA #AB8440	FHLB		2.00	02/01/2028		AAA	AA+	AAA	HTM	32,297,365	3,965,657.48	3,974,268.53	3,635,278.55	(338,989.98)
3618	31417FXS2	FNMA #AB8788	FHLB		2.00	03/01/2028		AAA	AA+	AAA	HTM	5,404,807	657,759.01	659,071.70	602,928.22	(56,143.48)
3642	31417GRZ1	FNMA #AB9503	FHLB		2.00	05/01/2028		AAA	AA+	AAA	HTM	10,200,000	1,210,715.42	1,213,363.01	1,109,717.54	(103,645.48)
3997	3138WAR66	FNMA #AS1408	FHLB		3.00	01/01/2029		AAA	AA+	AAA	HTM	1,945,948	172,409.09	173,906.30	161,495.59	(12,410.71)
4177	31307CG36	FHLMC #J23818	FHLB		2.50	05/01/2028		AAA	AA+	AAA	HTM	3,347,010	380,467.01	381,852.07	351,973.84	(29,878.23)
4225	3138WEFF1	FNMA #AS4665	FHLB		2.50	03/01/2030		AAA	AA+	AAA	HTM	14,422,841	1,948,900.38	1,969,203.64	1,788,369.46	(180,834.18)
4865	3140F7H93	FNMA #BD0255	FHLB		2.50	05/01/2031		AAA	AA+	AAA	HTM	3,300,000	733,343.23	746,016.26	658,549.55	(87,466.71)
4870	3128P77K3	FHLMC #C91798	FHLB		3.00	12/01/2034		AAA	AA+	AAA	HTM	8,200,000	1,166,660.66	1,206,670.88	1,043,064.63	(163,606.25)
4885	3128MMVQ3	FHLMC #G18622	FHLB		2.50	12/01/2031		AAA	AA+	AAA	HTM	3,800,000	934,806.84	942,726.81	842,195.53	(100,531.28)
4893	3128MMV2	FHLMC #G18627	FHLB		3.00	01/01/2032		AAA	AA+	AAA	HTM	6,100,000	1,333,095.34	1,358,227.44	1,228,447.36	(129,780.08)
4947	3128MMWQ2	FHLMC #G18654	FHLB		2.50	08/01/2032		AAA	AA+	AAA	HTM	12,600,000	2,580,201.67	2,601,710.15	2,305,281.18	(296,428.98)
5259	3138ETSJ6	FNMA #AL8620	FHLB		3.00	02/01/2035		AAA	AA+	AAA	HTM	3,000,000	526,680.84	536,057.20	470,710.47	(65,346.73)
5269	3138WA5G8	FNMA #AS1746	FHLB		3.00	02/01/2029		AAA	AA+	AAA	HTM	2,000,000	201,964.44	205,003.66	187,111.98	(17,891.68)
5509	31418DQ54	FNMA #MA4075	FHLB		2.50	07/01/2035		AAA	AA+	AAA	HTM	10,000,000	4,436,865.10	4,620,005.44	3,967,622.25	(652,383.19)
5513	3133JLMH9	FR #QU7560	FHLB		2.00	09/01/2050		AAA	AA+	AAA	HTM	1,000,000	743,271.69	758,936.36	564,953.38	(193,982.98)
5530	31418DV25	FNMA #MA4232	FHLB		2.00	01/01/2041		AAA	AA+	AAA	HTM	4,000,000	2,948,359.96	3,044,975.33	2,472,199.83	(572,775.50)
5534	31418DW65	FNMA #MA4268	FHLB		2.00	02/01/2041		AAA	AA+	AAA	HTM	1,600,000	1,207,192.58	1,244,079.11	1,008,440.39	(235,638.72)
5546	31418DXH0	FNMA #MA4279	FHLB		2.00	03/01/2036		AAA	AA+	AAA	HTM	2,700,000	1,890,785.86	1,939,102.68	1,637,760.90	(301,341.78)
5552	3132D6AB6	FR #SB8102	FHLB		1.50	05/01/2036		AAA	AA+	AAA	HTM	2,200,000	1,665,047.60	1,682,336.42	1,401,503.87	(280,832.55)
5557	3140KYCE2	FNMA #BR0968	FHLB		2.00	04/01/2036		AAA	AA+	AAA	HTM	3,300,000	2,522,918.90	2,591,773.16	2,185,226.21	(406,546.95)
5563	31418DY71	FNMA #MA4333	FHLB		2.00	05/01/2041		AAA	AA+	AAA	HTM	2,300,000	1,859,634.82	1,894,161.85	1,553,334.37	(340,827.47)
5571	31418DZZ8	FNMA #MA4359	FHLB		1.50	06/01/2036		AAA	AA+	AAA	HTM	9,500,000	7,357,794.27	7,421,172.58	6,193,129.01	(1,228,043.56)
5604	31418D4G4	FNMA #MA4422	FHLB		2.00	09/01/2041		AAA	AA+	AAA	HTM	9,400,000	7,923,987.00	8,136,231.40	6,619,302.54	(1,516,928.86)
Total for COUNTY OF LIVE OAK												154,829,966	48,626,711.63	49,559,600.80	42,224,442.53	(7,335,158.26)

9