




Kitley Wasicek
Live Oak County Treasurer
Investment Report
For the Month Ending August 31, 2023

I, Kitley Wasicek, Live Oak County Treasurer and Investment Officer do hereby submit the Quarterly Investment Report. The investment statements are reconciled monthly.

All investments are in compliance with both the Public Funds Investment Act and the Live Oak County Investment Policy. The investment strategy is passive, which maintains a liquid cash flow and safety of the investment as priorities. Prosperity Private Investments and Ameriprise follow the directive that all certificates of deposit shall be at a federally insured depository institution and the full amount of the principal and accrued interest is insured by the United States.


Therefore, Kitley Wasicek, County Treasurer of Live Oak County, Texas, who being fully sworn, upon oath says that the within and foregoing report is true and correct to the best of her knowledge.


Filed with the accompanying reports this, the **27th Day of October 2023**.

 10/27/23
Kitley Wasicek, Treasurer, Live Oak County/ Date

Commissioners' Court having reviewed the Investment Quarterly Report as presented, hereby approve the report and request that it be filed with the official minutes of this meeting.


The ending quarterly balance of investments that are in the custody of the county treasurer equals:
\$33,692,414.23


County Judge, James Liska


Commissioner Richard Lee, Pct #1


Commissioner Randy Kopplin, Pct #2


Commissioner Mitchell Williams, Pct #3


Commissioner Lucio Morin, Pct #4

Investment Report
Live Oak County, Texas
Prepared by Kitley Wasicek
For the Quarter Ending August 31, 2023

	<u>Page</u>
Summary of Funds	1
Individual Investment Breakdown	2
Interest Received	3
Investments Held Display	4
Trend	5

08.31.2023

INVESTMENT NAME	MATURITY DATE	SYMBOL /CUSIP	CPN	BOOK VALUE	BEGINNING MARKET VALUE	ENDING MARKET VALUE	FULLY ACCRUED INTEREST EARNED
				QUANTITY 08.31.2023	ENDING VALUE LAST MONTH	ENDING VALUE THIS 08.31.2023	
AMERIPRISE GENERAL AGENCY #6421							
INVESCO TREASURY PRIVATE CLIENT	N/A	TPFXX	DAILY FX	\$ 12,893,662.96	\$ 12,814,498.79	\$ 12,893,662.96	
SIGNATURE BANK NEW YORK NY	02/05/24	82669GDR2	3.10%	\$ 200,000.00	\$ 197,834.00	\$ 198,000.00	\$ 458.63
FIRST BK HAMILTON	02/16/24	319137BJ3	3.05%	\$ 200,000.00	\$ 197,596.00	\$ 197,804.00	\$ 250.00
ALLY BK MIDVALE UT	08/05/24	02007GXHI	3.45%	\$ 200,000.00	\$ 196,014.00	\$ 196,186.00	\$ 529.31
AMEX NATL BK SANDY UT	08/05/24	02589ADK5	3.35%	\$ 200,000.00	\$ 195,818.00	\$ 196,004.00	\$ 532.33
BURKE & HERBERT B&T ALEX. VA	08/05/24	121331AM4	3.35%	\$ 200,000.00	\$ 195,776.00	\$ 196,004.00	\$ 495.62
CAP ONE NA MCLEAN VA	08/05/24	14042RTF8	3.35%	\$ 200,000.00	\$ 195,818.00	\$ 196,004.00	\$ 532.33
AMERANT BANK	08/25/25	02357QA3	5.05%	\$ 200,000.00	\$ -	\$ 198,422.00	\$ 221.37
SOFI BANK COTTONWOOD HEIGHTS	08/25/25	83407DBF2	5.00%	\$ 200,000.00	\$ -	\$ 198,236.00	\$ 191.78
					\$ 13,993,354.79	\$ 14,470,322.96	\$ 3,211.37
AMERIPRISE FARM TO MARKET #9122							
INVESCO TREASURY PRIVATE CLIENT	N/A	TPFXX	DAILY	\$ 717,638.01	\$ 713,855.20	\$ 717,638.01	
T NOTE US TREASURY NOTE	10/31/23	912828T91	1.6250%	\$ 500,000.00	\$ 495,510.00	\$ 496,895.00	\$ 2,737.77
FIDELITY CO-OP BANK LEOMINSTER MA	04/19/24	316077EF9	4.2500%	\$ 249,000.00	\$ 247,010.49	\$ 247,112.58	\$ 376.91
T NOTE US TREASURY NOTE	04/30/24	912828X70	2.0000%	\$ 250,000.00	\$ 243,807.50	\$ 244,432.50	\$ 1,684.79
INDEPENDENT BK MCKINNEY TX	10/12/24	45385JAE8	4.4000%	\$ 244,000.00	\$ 240,959.76	\$ 240,925.60	\$ 4,176.74
FHLB (FED HOME LOAN BANK)	10/28/24	3130APJ22	0.6800%	\$ 250,000.00	\$ 235,202.50	\$ 236,797.50	\$ 563.75
					\$ 2,176,345.45	\$ 2,183,801.19	\$ 9,539.96
AMERIPRISE ROAD & BRIDGE #3439							
INVESCO TREASURY PRIVATE CLIENT	N/A	TPFXX	DAILY FX	\$ 91,547.99	\$ 1,411,355.04	\$ 185,733.11	
T NOTE US TREASURY NOTE	01/31/24	9128285Z9	2.50%	\$ 1,250,000.00	\$ 1,232,125.00	\$ 1,235,012.50	\$ 2,717.39
FHLB (FED HOME LOAN BANK)	07/26/24	3130AULB8	4.875%	\$ 1,250,000.00	\$ 1,238,937.50	\$ 1,241,375.00	\$ 5,924.48
BMW BANK NO AMER SALT LAKE CITY	01/21/25	05580AU44	4.40%	\$ 244,000.00	\$ 240,381.48	\$ 240,283.88	\$ 1,264.79
MANUFACTURE & TRADERS BUFFALO NY	01/21/25	564759RQ3	4.45%	\$ 244,000.00	\$ 240,554.72	\$ 240,447.36	\$ 1,279.16
WASHINGTON FEDERAL BANK	01/23/25	938828CC2	4.50%	\$ 249,000.00	\$ 245,648.46	\$ 245,526.45	\$ 276.29
CITY NATL BANK LOS ANGELES	01/27/25	178180GV1	4.50%	\$ 244,000.00	\$ 240,698.68	\$ 240,576.68	\$ 1,413.12
SAFRA NATL BANK OF NY NY	01/27/25	78658RLE9	4.55%	\$ 244,000.00	\$ 240,879.24	\$ 240,747.48	\$ 1,095.00
WELLS FARGO SIOUX FALLS SD CD	08/15/25	949764ER1	5.05%	\$ 249,000.00	\$ -	\$ 247,037.88	\$ 585.66
BARCLAYS BANK DE WILMINGTON DE CD	08/18/25	06740KRZ2	5.00%	\$ 243,000.00	\$ -	\$ 242,329.32	\$ 532.61
FIRST COMMERCE BANKE LAKEWOOD NJ	08/18/25	31985HCF1	5.05%	\$ 249,000.00	\$ -	\$ 247,032.90	\$ 482.31
FIRST FOUNDATION BANK IRVINE CD CD	08/18/25	32026UW93	5.00%	\$ 243,000.00	\$ -	\$ 240,864.03	\$ 466.03
NORTHERN B&T WOBURN MA CD	08/18/25	66476QEC8	5.00%	\$ 243,000.00	\$ -	\$ 241,087.59	\$ 470.69
					\$ 5,090,580.12	\$ 5,088,054.18	\$ 16,507.53
AMERIPRISE PCT 2 #2343							
INVESCO TREASURY PRIVATE CLIENT	N/A	TPFXX	DAILY FX	\$ 567,673.00	\$ 565,387.03	\$ 567,673.00	
T NOTE US TREASURY NOTE	10/31/23	9128285KA	2.8750%	\$ 500,000.00	\$ 496,855.00	\$ 497,890.00	\$ 4,843.75
T NOTE US TREASURY NOTE	04/30/24	91282CEK3	2.5000%	\$ 500,000.00	\$ 489,475.00	\$ 490,545.00	\$ 4,211.96
FED FARM CREDIT UNION	10/17/24	3133ENS68	4.6200%	\$ 500,000.00	\$ 493,225.00	\$ 494,840.00	\$ 8,598.33
					\$ 2,044,942.03	\$ 2,050,948.00	\$ 17,654.04
AMERIPRISE PCT 3 #5315							
INVESCO TREASURY PRIVATE CLIENT	N/A	TPFXX	DAILY FX	\$ 576,728.94	\$ 574,406.50	\$ 576,728.94	
T BILL	04/20/23	91282CDDO	0.3750%	\$ 500,000.00	\$ 493,885.00	\$ 495,840.00	\$ 631.80
T NOTE US TREASURY NOTE	10/31/23	912828X70	2.00%	\$ 500,000.00	\$ 487,615.00	\$ 488,865.00	\$ 3,369.56
FED FARM CREDIT UNION	10/17/24	3133ENS68	4.6200%	\$ 500,000.00	\$ 493,225.00	\$ 494,840.00	\$ 8,593.33
					\$ 2,049,131.50	\$ 2,056,273.94	\$ 12,594.69
AMERIPRISE PCT 4 #4375							
INVESCO TREASURY PRIVATE CLIENT	N/A	TPFXX	DAILY FX	\$ 551,339.15	\$ 553,478.31	\$ 1,070,799.30	
FHLMC	02/23/24	3134GXM43	3.400%	\$ 500,000.00	\$ 493,325.00	\$ 494,875.00	\$ 377.78
T NOTE US TREASURY NOTE	08/15/24	912828D56	2.375%	\$ 500,000.00	\$ 484,845.00	\$ 485,975.00	\$ 548.57
					\$ 1,531,648.31	\$ 2,051,649.30	\$ 926.35
PROSPERITY PRIVATE GEN LD455							
RJ BANK DEPOSIT PROGRAM	N/A	N/A	0.250%	\$ 102,787.45	\$ 97,553.12	\$ 102,787.45	
ARBOR BANK FDIC	01/30/24	03875KAA9	5.200%	\$ 250,000.00	\$ -	\$ 249,780.00	\$ 35.62
BANKERS BANK OKLAHOMA CITY, OK	08/10/23	06610QEX5	4.6000%	\$ 250,000.00	\$ 244,555.00	\$ 243,992.50	\$ 661.64
CALPRIVATE BANK FDIC	12/27/23	13135NAW0	4.8500%	\$ 250,000.00	\$ 247,275.00	\$ 246,670.00	\$ 132.88
CITIBANK NA FDIC#7213	01/09/24	17312QZ36	3.4000%	\$ 250,000.00	\$ 247,980.00	\$ 248,205.00	\$ 1,234.25
CITIZEN STATE BK OF CLAYTON WI	01/31/28	176688CY3	3.7500%	\$ 250,000.00	\$ 236,005.00	\$ 235,610.00	\$ -
BAY COMMUNITY BANCORP	12/22/26	203485AC1	1.1500%	\$ 250,000.00	\$ 218,685.00	\$ 218,657.50	\$ 70.89
CONTINENTAL BK SALT LAKE CITY UT	01/29/25	211163KM1	0.4000%	\$ 250,000.00	\$ 231,985.00	\$ 232,685.00	\$ 90.41
FIRST CMRL BANK JACKSON MS	12/30/24	31984GFM6	0.3000%	\$ 250,000.00	\$ 232,457.50	\$ 233,167.50	\$ 2.05
FIRST NATIONAL BANK AMER FDIC 17438	12/30/26	32110YUJ9	1.2500%	\$ 250,000.00	\$ 219,297.50	\$ 219,247.50	\$ 8.56
FIRST RELIANCE BK FLORENCE SC	01/15/26	33615RGA0	0.3000%	\$ 250,000.00	\$ 221,092.50	\$ 221,530.00	\$ 32.88
GOLDMAN SACHS BK USA	01/09/24	38148P3Z8	3.4000%	\$ 250,000.00	\$ 247,980.00	\$ 248,205.00	\$ 1,234.25
HIAWATHA NB	12/23/25	428548AX9	0.4000%	\$ 250,000.00	\$ 222,280.00	\$ 222,720.00	\$ 21.92
JONESBORO ST BK JONESBORO LA	12/30/26	48040PLG8	1.2000%	\$ 250,000.00	\$ 218,905.00	\$ 218,865.00	\$ 8.22
JPMORGAN CHASE BK NA COLUMBUS OH	12/29/25	48128UJZO	0.5000%	\$ 250,000.00	\$ 222,897.50	\$ 223,340.00	\$ 215.75
LIVE OAK BKG CO	01/15/26	538036MM3	0.4500%	\$ 250,000.00	\$ 221,955.00	\$ 222,362.50	\$ 92.47
MORGAN STANLEY BK NA SAL LAKE CITY UT	01/10/24	61690UDA5	3.3500%	\$ 250,000.00	\$ 247,912.50	\$ 248,145.00	\$ 1,193.15
MORGAN STANLEY PRIVATE BK PURCHASE NY	12/19/24	61760A4L0	1.9500%	\$ 250,000.00	\$ 238,382.50	\$ 238,795.00	\$ 975.00
PRIME ALLIANCE BANK	12/16/27	74160NJH4	4.6500%	\$ 250,000.00	\$ 244,795.00	\$ 244,795.00	\$ 477.74
RAYMOND JAMES BK NA ST PETERSBURG FL	12/30/24	75472RAU5	1.8500%	\$ 250,000.00	\$ 237,717.50	\$ 238,140.00	\$ 785.62
UBS BANK USA	12/29/26	90348JY95	1.1500%	\$ 250,000.00	\$ 218,530.00	\$ 218,500.00	\$ 15.75
					\$ 4,518,810.62	\$ 4,776,199.95	\$ 7,253.43
PROSPERITY PRIVATE PCT #3 LR053							
RJ BANK DEPOSIT PROGRAM	N/A	N/A	0.250%	\$ 517,157.21	\$ 9,005.57	\$ 517,157.21	
CITIZENS BANK NS PROVIDENCE RI	02/15/24	75524KQD9	4.7000%	\$ 250,000.00	\$ 249,067.50	\$ 249,007.50	\$ 6,341.78
TOWNEBANK PORTSMOUTH, VA	02/08/24	89214PDR7	4.6500%	\$ 250,000.00	\$ 249,047.50	\$ 249,000.00	\$ 6,497.26
					\$ 507,120.57	\$ 1,015,164.71	\$ 12,839.04
						\$ 33,692,414.23	\$ 80,526.41

AUGUST

JE TOTALS

ND Code	Beginning		Interest	Fees	Additions/ Dividends	FMV change DR+/CR- Adjust	Ending Balance 08.31.2023	INTEREST	ADD/WDR WL	INT/DIV TOTAL	FMV		
	Debit Balance	08.01.2023											
12 GENL	R James	LD455	012.104.100	4,768,100.62	5,234.33	\$0.00	0.00	2,865.00	4,776,199.95	RJF	5,234.33		
12 GENL	Ameriprise	6421	012.104.100	14,393,046.79	27,352.99	\$0.00	51,811.18	(1,888.00)	14,470,322.96	AMPR	79,164.17		
		012 Total		19,161,147.41	32,587.32	\$0.00	51,811.18	977.00	19,246,522.91		84,398.50	977.00	
19 FM.MK T	Ameriprise	9122	019.104.100	2,176,345.45	898.80	\$0.00	2,884.01	3,672.93	2,183,801.19	AMPR	3,782.81		
		019 Total		2,176,345.45	898.80	\$0.00	2,884.01	3,672.93	2,183,801.19		3,782.81	3,672.93	
20 RD & BR GENL	Ameriprise	3439	019.104.100	5,090,580.12	962.08	\$0.00	415.99	(3,904.01)	5,088,054.18	AMPR	1,378.07		
		0202 Total		5,090,580.12	962.08	\$0.00	415.99	(3,904.01)	5,088,054.18		1,378.07	(3,904.01)	
22 PCT 2	Ameriprise	2343	022.104.100	2,044,942.03	0.00	\$0.00	2,285.97	3,720.00	2,050,948.00	AMPR	2,285.97		
		022 Total		2,044,942.03	0.00	\$0.00	2,285.97	3,720.00	2,050,948.00	0.00	2,285.97	3,720.00	
23 PCT 3	R James	LR053	023.104.100	1,006,198.07	8,151.64	\$0.00	0.00	815.00	1,015,164.71	RJF	8,151.64		
	Ameriprise	5315		2,049,131.50	0.00	\$0.00	2,322.44	4,820.00	2,056,273.94	AMPR	2,322.44		
		023 Total		3,055,329.57	8,151.64	\$0.00	2,322.44	5,635.00	3,071,438.65	8,151.64	2,322.44	10,474.08	5,635.00
24 PCT 4	Ameriprise	4375	024.104.100	2,030,058.31	15,083.17	\$0.00	2,237.82	4,270.00	2,051,649.30	AMPR	17,320.99		
		024 Total		2,030,058.31	15,083.17	\$0.00	2,237.82	4,270.00	2,051,649.30	15,083.17	2,237.82	17,320.99	4,270.00
										57,683.01	61,957.41	119,640.42	14,370.92
												TTL INT/DIV	TTL FMV +/-
		Total Investments		33,558,402.89	57,683.01	0.00	61,957.41	14,370.92	33,692,414.23				

2

Live Oak County, Texas
Investment Interest Received
For the Quarter Ending August 31, 2023

Fund #	Fund Description	TOTAL INTEREST	AUGUST	
			Raymond James Prosperity Private Investments	Ameriprise
012	General	84,398.50	\$ 5,234.33	\$ 79,164.17
019	Farm to APRket & Lateral Rd	3,782.81	\$ -	\$ 3,782.81
020	Road & Bridge, Gen'l	1,378.07	\$ -	\$ 1,378.07
022	R&B, Precinct No. 2	2,285.97	\$ -	\$ 2,285.97
023	R&B, Precinct No. 3	10,474.08	\$ 8,151.64	\$ 2,322.44
024	R&B, Precinct No. 4	17,320.99	\$	\$ 17,320.99
TOTAL INTEREST		119,640.42	\$ 13,385.97	\$ 106,254.45

Live Oak County, Texas
Investments Held by Treasurer Wasicek
Detailed by Financial Institution
For the Quarter Ending August 31, 2023

Fund #	Fund Description	TOTAL	Raymond James Prosperity Private Investments	Ameriprise
012	General	\$ 19,246,522.91	\$ 4,776,199.95	\$ 14,470,322.96
019	Farm to Market & Lateral Rd	\$ 2,183,801.19	\$ -	\$ 2,183,801.19
020	Road and Bridge, General	\$ 5,088,054.18	\$ -	\$ 5,088,054.18
022	R&B, Precinct No. 2	\$ 2,050,948.00		\$ 2,050,948.00
023	R&B, Precinct No. 3	\$ 3,071,438.65	\$ 1,015,164.71	\$ 2,056,273.94
024	R&B, Precinct No. 4	\$ 2,051,649.30	\$ -	\$ 2,051,649.30
TOTAL INVESTMENTS		\$ 33,692,414.23	\$ 5,791,364.66	\$ 27,901,049.57

MONTHLY INVESTMENT REPORT

Investment Trend as of August 31, 2023

	<i>012 GENL R James</i>	<i>012 GENL Ameriprise</i>	<i>019 FM MKT Ameriprise</i>	<i>020 RD & BR Ameriprise</i>	<i>022 PCT 2 Ameriprise</i>	<i>023 PCT 3 R James</i>	<i>023 PCT 3 Ameriprise</i>	<i>024 PCT 4 Ameriprise</i>	
January	\$4,721,973.56	\$10,167,056.82	\$2,134,492.19	\$4,995,724.23	\$2,006,267.63	\$998,268.05	\$2,010,573.29	\$1,986,687.13	\$29,021,042.90
February	\$4,712,955.24	\$10,206,049.70	\$2,132,704.97	\$4,983,917.75	\$2,003,041.12	\$999,090.84	\$2,008,890.16	\$2,005,235.89	\$29,051,885.67
March	\$4,719,137.79	\$10,236,590.64	\$2,144,029.22	\$5,005,898.51	\$2,014,584.51	\$1,000,158.46	\$2,021,204.63	\$2,016,453.54	\$29,158,057.30
April	\$4,734,512.31	\$10,272,193.23	\$2,154,412.70	\$5,008,054.07	\$2,026,493.01	\$1,002,109.79	\$2,033,869.40	\$2,018,433.43	\$29,250,077.94
May	\$4,723,785.89	\$14,302,889.49	\$2,163,798.08	\$5,005,478.16	\$2,037,665.24	\$1,002,403.83	\$2,038,917.59	\$2,020,522.27	\$33,295,460.55
June	\$4,724,616.62	\$14,340,095.28	\$2,169,617.26	\$5,012,820.99	\$2,040,696.84	\$1,004,116.57	\$2,043,861.44	\$2,024,164.14	\$33,359,989.14
July	\$4,768,100.62	\$14,393,046.79	\$2,176,345.45	\$5,090,580.12	\$2,044,942.03	\$1,006,198.07	\$2,049,131.50	\$2,030,058.31	\$33,558,402.89
August	\$4,776,199.95	\$14,470,322.96	\$2,183,801.19	\$5,088,054.18	\$2,050,948.00	\$1,015,164.71	\$2,056,273.94	\$2,051,649.30	\$33,692,414.23
September									
October									
November									
December									

