



**Kitley Wasicek
Live Oak County Treasurer
Monthly Treasurer's Report
For the Month Ending March 31, 2023**

Pursuant to LGC 114.026, I, Kitley Wasicek, do hereby submit the Treasurer's Monthly Report. The report includes, but not limited to, money received and disbursed, debts due to (if known) and owed by the County, and all other proceedings in the treasurer's office that pertain to the Financial Standing of Live Oak County, Texas. The bank statements have been reconciled; any adjustments have been noted including any amount that has been identified and reconciled on the individual bank statements.

Therefore, Kitley Wasicek, County Treasurer of Live Oak County, Texas, who being fully sworn, upon oath says that the within and foregoing report is true and correct to the best of her knowledge.


Filed with the accompanying reports this, the **28th day of April 2023**.


 04/28/23
Kitley Wasicek, Treasurer, Live Oak County/ Date


Commissioners' Court having reviewed the Treasurer's Report on this date as presented, having taken reasonable steps to ensure its accuracy and based upon presentations of the Treasurer's Office approve the report, subject to the county auditor's review and request that it be filed with the official minutes of this meeting. (LGC 114.026c)

In addition, the below signatures affirm that the Treasurers' Report complies with statutes as referenced. (LGC 114.026d)

The total amount of cash and investments that are in the custody of the county treasurer at the time of the examination: (LGC 114.026d) **\$61,218,498.85 Month Ending Balance**


County Judge, James Liska


Commissioner Richard Lee, Pct #1


Commissioner, Randy Koppin Pct #2


Commissioner Mitchell Williams, Pct #3


Commissioner Lucio Morin, Pct #4

Treasurer's Monthly Report
Live Oak County, Texas
Prepared by Kitley Wasicek
For the Month Ending March 31, 2023

	<u>Page</u>
Summary of Funds	1
Trial Balance by Fund	2
Interest Received	5
Bond Indebtedness	6
Collateral Report	7

Live Oak County, Texas
Cash and Investments Held by Treasurer Wasicek
Detailed by Financial Institution
For the Month Ending March 31, 2023

Fund #	Description	TOTAL	Prosperity Checking	Prosperity Private Investments	Ameriprise Financial	Prosperity Bank Trust	Petty Cash on Hand
012	General	23,406,396.12	8,442,287.82	4,719,137.79	10,236,590.64		8,379.87
012	Sweep Account	20,000.00	20,000.00				
013	Indigent Health Care	383,012.02	383,012.02				
014	District Clerk Tech Fund	7,719.12	7,719.12				
015	JP Tech Fund	80,885.49	80,885.49				
016	ARPA Grant	1,268,762.89	1,268,762.89				
018	Special Lateral Road	223,151.89	223,151.89				
019	Farm to Market & Lateral Rd**	11,816,510.87	9,672,481.65		2,144,029.22		
020	R&B, General	11,504,268.77	6,498,370.26		5,005,898.51		
021	R&B, Precinct No. 1	1,635,553.80	1,635,553.80				
022	R&B, Precinct No. 2	2,718,813.30	704,228.79		2,014,584.51		
023	R&B, Precinct No. 3	4,078,376.53	1,057,013.44	1,000,158.46	2,021,204.63		
024	R&B, Precinct No. 4	3,107,742.84	1,091,289.30		2,016,453.54		
025	Solid Waste Disposal	265,870.59	265,845.59				25.00
027	County Clerk Records Mgmt	283,151.79	283,151.79				
028	Courthouse Security	16,969.12	16,969.12				
029	Records Mgmt & Preservation	11,238.01	11,238.01				
060	Interest & Sinking	136,727.70	136,727.70				
080	LOC Airport	137,269.90	137,269.90				
090	Payroll Clearing	15,000.00	15,000.00				
091	Operating Clearing Acct	101,078.10	101,078.10				
TOTAL CASH & INVESTMENTS		61,218,498.85	32,052,036.68	5,719,296.25	23,438,761.05	0.00	8,404.87

ACCOUNT NAME	BEGINNING CASH BALANCE	CASH RECEIPTS	CASH DISBURSEMENTS	ENDING CASH BALANCE
2023 012 GENERAL FUND				
CASH BALANCE BEGINNING OF YEAR	.00			.00
CASH ON HAND	.00	.00	.00	.00
CASH ON HAND	791.87	.00	.00	791.87
CASH ON HAND JP #2	.00	.00	.00	.00
CASH ON HAND JP #4	500.00	.00	.00	500.00
CASH ON HAND CO. CLERK	88.00	.00	.00	88.00
SHERIFF'S ESCROW ACCOUNT	5,000.00	.00	.00	5,000.00
PETTY CASH COUNTY TREASURER	2,000.00	.00	.00	2,000.00
CASH ON DEPOSIT THREE RIVERS	.00	.00	.00	.00
CASH ON DEPOSIT-PROSPERITY	8,502,658.60	937,767.50	998,138.28-	8,442,287.82
CASH ON DEPOSIT - DISASTER	.00	.00	.00	.00
CERTIFICATIONS OF DEPOSIT T R	14,919,004.94	36,723.49	.00	14,955,728.43
FUND TOTALS	23,430,043.41	974,490.99	998,138.28-	23,406,396.12
2023 013 INDIGENT HEALTH CARE				
CASH BALANCE, BEG.OF YEAR	.00	.00	.00	.00
CASH ON DEPOSIT	.00	.00	.00	.00
CASH ON DEPOSITS-PROSPERITY	400,166.76	4,897.16	22,051.90-	383,012.02
CERTIFICATE OF DEPOSIT -T RIV	.00	.00	.00	.00
FUND TOTALS	400,166.76	4,897.16	22,051.90-	383,012.02
2023 014 JP TECH FUND				
CASH ON DEPOSIT THREE RIVERS	.00	.00	.00	.00
CASH ON DEPOSIT PROSPERITY	7,673.87	45.25	.00	7,719.12
CERTIFICATE OF DEPOSIT	.00	.00	.00	.00
FUND TOTALS	7,673.87	45.25	.00	7,719.12
2023 015 JP TECH FUND				
CASH ON DEPOSIT THREE RIVERS	.00	.00	.00	.00
CASH ON DEPOSIT-PROSPERITY	79,384.65	1,500.84	.00	80,885.49
CERTIFICATE OF DEPOSIT	.00	.00	.00	.00
FUND TOTALS	79,384.65	1,500.84	.00	80,885.49
2023 016 BUYOUT PROGRAM				
CASH ON DEPOSIT THREE RIVERS	.00	.00	.00	.00
CASH IN BANK-PROSPERITY	1,531,420.39	150,000.00	412,657.50-	1,268,762.89
FUND TOTALS	1,531,420.39	150,000.00	412,657.50-	1,268,762.89
2023 018 SPECIAL LOC LATERAL ROAD FUND				
CASH BALANCE, BEGINNING OF YR	.00	.00	.00	.00
CASH ON DEPOSIT THREE RIVERS	.00	.00	.00	.00
CASH ON DEPOSIT - PROSPERITY	230,953.70	48.63	7,850.44-	223,151.89
CERT OF DEPOSIT, THREE RIVERS	.00	.00	.00	.00
FUND TOTALS	230,953.70	48.63	7,850.44-	223,151.89
2023 019 FARM TO MARKET AND LATERAL RD				
CASH BALANCE, BEGINNING OF YEAR	.00	.00	.00	.00
CASH ON DEPOSIT THREE RIVERS	.00	.00	.00	.00
CASH ON DEPOSIT-PROSPERITY	9,621,574.08	50,907.57	.00	9,672,481.65
CERT OF DEPOSIT, THREE RIVERS	2,132,704.97	11,324.25	.00	2,144,029.22
FUND TOTALS	11,754,279.05	62,231.82	.00	11,816,510.87
2023 020 ROAD & BRIDGE GENERAL FUND				
CASH BALANCE, BEGINING OF YEAR	.00	.00	.00	.00
CASH ON DEPOSIT THREE RIVERS	.00	.00	.00	.00

ACCOUNT NAME	BEGINNING CASH BALANCE	CASH RECEIPTS	CASH DISBURSEMENTS	ENDING CASH BALANCE
CASH ON DEPOSIT-PROSPERITY	6,453,864.69	701,000.89	656,495.32-	✓6,498,370.26
CERTIFICATES OF DEPOSIT T R	4,983,917.75	21,980.76	.00	✓5,005,898.51
FUND TOTALS	<u>11,437,782.44</u>	<u>722,981.65</u>	<u>656,495.32-</u>	<u>11,504,268.77</u>
2023 021 ROAD & BRIDGE PREC. #1				
CASH BALANCE-BEGINNING OF YEAR	.00	.00	.00	.00
CASH ON DEPOSIT THREE RIVERS	.00	.00	.00	.00
CASH ON DEPOSIT-PROSPERITY	1,630,217.00	139,555.91	134,219.11-	1,635,553.80
CERTIFICATES OF DEPOSIT, T R	.00	.00	.00	.00
FUND TOTALS	<u>1,630,217.00</u>	<u>139,555.91</u>	<u>134,219.11-</u>	<u>✓1,635,553.80</u>
2023 022 ROAD & BRIDGE PRECINCT #2				
CASH BALANCE-BEGINNING OF YEAR	.00	.00	.00	.00
CASH ON DEPOSIT THREE RIVERS	.00	.00	.00	.00
CASH ON DEPOSIT-PROSPERITY	765,924.54	18,258.56	79,954.31-	✓704,228.79
CERTIFICATES OF DEPOSIT, T R	2,003,041.12	11,543.39	.00	✓2,014,584.51
CERTIFICATES OF DEPOSIT, T R	.00	.00	.00	.00
FUND TOTALS	<u>2,768,965.66</u>	<u>29,801.95</u>	<u>79,954.31-</u>	<u>2,718,813.30</u>
2023 023 ROAD & BRIDGE PREC. # 3				
CASH BALANCE-BEGINNING OF YEAR	.00	.00	.00	.00
CASH ON DEPOSIT THREE RIVERS	.00	.00	.00	.00
CASH ON DEPOSIT- PROSPERITY	1,235,334.07	17,859.28	196,179.91-	✓1,057,013.44
CERTIFICATES OF DEPOSIT, T R	3,007,981.00	13,382.09	.00	✓3,021,363.09
FUND TOTALS	<u>4,243,315.07</u>	<u>31,241.37</u>	<u>196,179.91-</u>	<u>4,078,376.53</u>
2023 024 ROAD & BRIDGE PREC. #4				
CASH BALANCE-BEGINNING OF YEAR	.00	.00	.00	.00
CASH ON DEPOSIT THREE RIVERS	.00	.00	.00	.00
CASH ON DEPOSIT PROSPERITY	1,144,536.75	20,840.29	74,087.74-	✓1,091,289.30
CERTIFICATES OF DEPOSIT, T R	2,005,235.89	11,217.65	.00	✓2,016,453.54
FUND TOTALS	<u>3,149,772.64</u>	<u>32,057.94</u>	<u>74,087.74-</u>	<u>3,107,742.84</u>
2023 025 SOLID WASTE DISPOSAL FUND				
CASH BALANCE-BEGINNING OF YEAR	.00	.00	.00	.00
CASH ON HAND	25.00	.00	.00	✓25.00
CASH ON DEPOSIT THREE RIVERS	.00	.00	.00	.00
CASH ON DEPOSIT PROSPERITY	274,659.21	9,935.59	18,749.21-	✓265,845.59
FUND TOTALS	<u>274,684.21</u>	<u>9,935.59</u>	<u>18,749.21-</u>	<u>265,870.59</u>
2023 026 LIBRARY IMPROVEMENT FUND				
CASH ON DEPOSIT THREE RIVERS	.00	.00	.00	.00
CASH ON DEPOSIT PROSPERITY	.00	.00	.00	.00
CERTIFICATE OF DEPOSIT	.00	.00	.00	.00
FUND TOTALS	<u>.00</u>	<u>.00</u>	<u>.00</u>	<u>.00</u>
2023 027 CO CLERK RECORDS MANG. FUND				
CASH BALANCE-BEGINNING OF YEAR	.00	.00	.00	.00
CASH ON DEPOSIT GEORGE WEST	.00	.00	.00	.00
CASH ON DEPOSIT PROSPERITY	277,124.12	8,970.78	2,943.11-	✓283,151.79
CERT OF DEPOSIT, THREE RIVERS	.00	.00	.00	.00
FUND TOTALS	<u>277,124.12</u>	<u>8,970.78</u>	<u>2,943.11-</u>	<u>283,151.79</u>
2023 028 COURTHOUSE SECURITY FUND				
CASH BALANCE-BEGINNING OF YEAR	.00	.00	.00	.00
CASH ON DEPOSIT THREE RIVERS	.00	.00	.00	.00
CASH ON DEPOSIT PROSPERITY	16,664.41	2,665.53	2,360.82-	16,969.12

ACCOUNT NAME	BEGINNING CASH BALANCE	CASH RECEIPTS	CASH DISBURSEMENTS	ENDING CASH BALANCE
CERT OF DEPOSIT, THREE RIVERS	.00	.00	.00	.00
FUND TOTALS	<u>16,664.41</u>	<u>2,665.53</u>	<u>2,360.82-</u>	<u>✓16,969.12</u>
2023 029 RECORDS MANG. AND PRESV. FUND				
CASH BALANCE-BEGINNING OF YEAR	.00	.00	.00	.00
CASH ON DEPOSIT THREE RIVERS	.00	.00	.00	.00
CASH ON DEPOSIT PROSPERITY	10,555.74	1,135.57	453.30-	11,238.01
CERTIFICATE OF DEPOSIT	.00	.00	.00	.00
FUND TOTALS	<u>10,555.74</u>	<u>1,135.57</u>	<u>453.30-</u>	<u>✓11,238.01</u>
2023 060 INTEREST & SINKING FUND				
CASH BALANCE-BEGINNING OF YEAR	.00	.00	.00	.00
CASH ON DEPOSIT THREE RIVERS	.00	.00	.00	.00
CASH ON DEPOSIT PROSPERITY	132,972.07	3,755.63	.00	136,727.70
CERT OF DEPOSIT, THREE RIVERS	.00	.00	.00	.00
FUND TOTALS	<u>132,972.07</u>	<u>3,755.63</u>	<u>.00</u>	<u>✓136,727.70</u>
2023 080 LOC AIRPORT				
CASH BALANCE-BEGINNING OF YEAR	.00	.00	.00	.00
CASH ON DEPOSIT THREE RIVERS	.00	.00	.00	.00
CASH ON DEPOSIT PROSPERITY	136,069.28	4,107.00	2,906.38-	137,269.90
CERTIFICATES OF DEPOSIT, T R	.00	.00	.00	.00
FUND TOTALS	<u>136,069.28</u>	<u>4,107.00</u>	<u>2,906.38-</u>	<u>✓137,269.90</u>
2023 090 PAYROLL FUND				
CASH IN BANK	.00	.00	.00	.00
CASH	2,543,439.74-	.00	359,765.46-	2,903,205.20-
CASH ON DEPOSIT-PROSPERITY	<u>2,558,439.74</u>	<u>359,765.46</u>	<u>.00</u>	<u>2,918,205.20</u>
FUND TOTALS	<u>15,000.00</u>	<u>359,765.46</u>	<u>359,765.46-</u>	<u>✓15,000.00</u>
2023 091 OPERATING FUND				
CASH IN BANK	.00	.00	.00	.00
CASH ON DEPOSIT-PROSPERITY	101,078.10	2,337,496.05	2,337,496.05-	101,078.10
FUND TOTALS	<u>101,078.10</u>	<u>2,337,496.05</u>	<u>2,337,496.05-</u>	<u>✓101,078.10</u>
GRAND TOTALS	<u>61,628,122.57</u>	<u>4,876,685.12</u>	<u>5,306,308.84-</u>	<u>61,198,498.85</u>

Live Oak County, Texas
Interest Received for the Month
For the Month Ending March 31, 2023

Fund #	Description	TOTAL	Prosperity Checking	Ameriprise	Prosperity Private Investments
012	General	33,602.18	1,981.89	26,835.24	4,785.05
014	District Clerk Tech Fund	1.63	1.63		
015	JP Tech Fund	16.77	16.77		
016	ARPA Grant	0.00	0.00		
018	Special Lateral Road	48.63	48.63		
019	Farm to Market & Lateral Rd	3,408.05	2,004.00	1,404.05	
020	R&B, General	2,516.36	1,381.41	1,134.95	
021	R&B, Precinct No. 1	342.01	342.01		
022	R&B, Precinct No. 2	267.30	153.91	113.39	
023	R&B, Precinct No. 3	1,046.72	254.63	164.47	627.62
024	R&B, Precinct No. 4	328.29	235.64	92.65	
025	Solid Waste Disposal	56.59	56.59		
027	County Clerk Records Mgmt	58.28	58.28		
028	Courthouse Security	3.17	3.17		
029	Records Mgmt & Preservation	2.15	2.15		
060	Interest & Sinking	25.32	25.32		
080	LOC Airport	28.76	28.76		
TOTAL INTEREST		41,752.21	6,594.79	29,744.75	5,412.67

Live Oak County, Texas
 Bond Indebtedness
 March 31, 2023

For General County Purposes:

Certificates of Obligation, Series 2006

Original Debt	8,000,000
Interest Rate	4.30%
Estimated Outstanding Balance as of 01/31/2023	3,985,000

The annual requirements for the Certificates of Obligation for years subsequent to December 31, 2021 are as follows:

<u>Fiscal Year Ending December 31st</u>	<u>Principal</u>	<u>Interest</u>	<u>Total</u>
2023	370,000	163,400	533,400
2024	385,000	147,168	532,168
2025-2027	1,265,000	336,583	1,601,583
2028-2031	1,965,000	173,611	2,138,611
TOTALS	<u>3,985,000</u>	<u>820,762</u>	<u>4,805,762</u>



EL CAMPO, TX

Pledge Security Listing

March 31, 2023

ID	CUSIP	Description	Safetkeeping Location	Safetkeeping Receipt	Coupon	Maturity Date	Call Date	Moody	S&P	Fitch	ASC 320	Face Amount	Current Par	Book Value	Current	Market Value	Gain(Loss)
COUNTY OF LIVE OAK																	
3608	3128MDNB5	FHLMC #G14686	FHLB		2.00	03/01/2028		AAA	AA+	AAA	HTM	2,211,995	297,464.44	298,170.30	283,385.45	(14,784.85)	
3610	31417FLV6	FNMA #AB8440	FHLB		2.00	02/01/2028		AAA	AA+	AAA	HTM	32,297,365	4,545,267.60	4,556,247.49	4,373,320.13	(182,927.36)	
3618	31417FXS2	FNMA #AB8788	FHLB		2.00	03/01/2028		AAA	AA+	AAA	HTM	5,404,807	751,346.22	753,014.29	718,407.20	(34,607.09)	
3642	31417GRZ1	FNMA #AB9503	FHLB		2.00	05/01/2028		AAA	AA+	AAA	HTM	10,200,000	1,367,464.73	1,370,777.19	1,307,501.41	(63,275.79)	
3997	3138WAR66	FNMA #AS1408	FHLB		3.00	01/01/2029		AAA	AA+	AAA	HTM	1,945,948	190,312.74	192,103.95	184,660.45	(7,443.50)	
4004	31417GXW1	FNMA #AB9692	FHLB		2.50	06/01/2023		AAA	AA+	AAA	HTM	11,409,295	33,299.05	33,304.75	31,998.73	(1,306.02)	
4177	31307CG36	FHLMC #J23818	FHLB		2.50	05/01/2028		AAA	AA+	AAA	HTM	3,347,010	423,393.15	425,081.47	406,677.59	(18,403.88)	
4225	3138WEFF1	FNMA #AS4665	FHLB		2.50	03/01/2030		AAA	AA+	AAA	HTM	14,422,841	2,146,347.78	2,170,067.24	2,053,475.31	(116,591.93)	
4865	3140F7H93	FNMA #BD0255	FHLB		2.50	05/01/2031		AAA	AA+	AAA	HTM	3,300,000	792,635.91	807,073.63	754,216.85	(52,856.78)	
4870	3128P77K3	FHLMC #C91798	FHLB		3.00	12/01/2034		AAA	AA+	AAA	HTM	8,200,000	1,243,884.57	1,287,905.08	1,166,004.96	(121,900.13)	
4885	3128MMVQ3	FHLMC #G18622	FHLB		2.50	12/01/2031		AAA	AA+	AAA	HTM	3,800,000	1,013,926.98	1,022,904.50	965,755.31	(57,149.19)	
4893	3128MMVW2	FHLMC #G18627	FHLB		3.00	01/01/2032		AAA	AA+	AAA	HTM	6,100,000	1,432,680.22	1,460,982.70	1,383,969.09	(77,013.60)	
4947	3128MMVQ2	FHLMC #G18654	FHLB		2.50	08/01/2032		AAA	AA+	AAA	HTM	12,600,000	2,795,343.26	2,819,581.52	2,652,109.88	(167,471.65)	
5259	3138ETS16	FNMA #AL8620	FHLB		3.00	02/01/2035		AAA	AA+	AAA	HTM	3,000,000	559,246.29	569,558.17	535,864.20	(33,693.97)	
5269	3138WA5G8	FNMA #AS1746	FHLB		3.00	02/01/2029		AAA	AA+	AAA	HTM	2,000,000	226,062.46	229,704.15	221,927.78	(7,776.37)	
5509	31418DQ54	FNMA #MA4075	FHLB		2.50	07/01/2035		AAA	AA+	AAA	HTM	10,000,000	4,691,142.60	4,890,784.16	4,399,963.38	(490,820.79)	
5513	31331LMH9	FR #QU7560	FHLB		2.00	09/01/2050		AAA	AA+	AAA	HTM	1,000,000	761,763.12	778,040.13	621,179.74	(156,860.39)	
5530	31418DV25	FNMA #MA4232	FHLB		2.00	01/01/2041		AAA	AA+	AAA	HTM	4,000,000	3,044,672.56	3,146,555.34	2,634,676.95	(511,878.39)	
5534	31418DW65	FNMA #MA4268	FHLB		2.00	02/01/2041		AAA	AA+	AAA	HTM	1,600,000	1,253,668.56	1,292,734.76	1,086,755.13	(205,979.64)	
5546	31418DXH0	FNMA #MA4279	FHLB		2.00	03/01/2036		AAA	AA+	AAA	HTM	2,700,000	1,987,116.52	2,039,366.81	1,809,647.14	(229,719.67)	
5552	3132D6A86	FR #S88102	FHLB		1.50	05/01/2036		AAA	AA+	AAA	HTM	2,200,000	1,747,502.94	1,766,175.94	1,544,914.93	(221,261.01)	
5557	3140KYCE2	FNMA #BR0968	FHLB		2.00	04/01/2036		AAA	AA+	AAA	HTM	3,300,000	2,650,177.00	2,724,618.68	2,413,463.19	(311,155.49)	
5563	31418DY71	FNMA #MA4333	FHLB		2.00	05/01/2041		AAA	AA+	AAA	HTM	2,300,000	1,925,805.48	1,962,289.56	1,669,307.45	(292,982.11)	
5571	31418DZ28	FNMA #MA4359	FHLB		1.50	06/01/2036		AAA	AA+	AAA	HTM	9,500,000	7,711,493.33	7,779,830.81	6,817,268.56	(962,562.25)	
5604	31418D4G4	FNMA #MA4422	FHLB		2.00	09/01/2041		AAA	AA+	AAA	HTM	9,400,000	8,229,655.73	8,454,299.90	7,133,630.18	(1,320,669.73)	
												51,821,673.24	52,831,172.52	47,170,080.99	(5,661,091.58)		
												166,239,261					

Although the information in this report has been obtained from sources believed to be reliable, its accuracy cannot be guaranteed.