




Kitley Wasicek
Live Oak County Treasurer
Investment Report
For the Month Ending July 31, 2023

I, Kitley Wasicek, Live Oak County Treasurer and Investment Officer do hereby submit the Quarterly Investment Report. The investment statements are reconciled monthly.

All investments are in compliance with both the Public Funds Investment Act and the Live Oak County Investment Policy. The investment strategy is passive, which maintains a liquid cash flow and safety of the investment as priorities. Prosperity Private Investments and Ameriprise follow the directive that all certificates of deposit shall be at a federally insured depository institution and the full amount of the principal and accrued interest is insured by the United States.


Therefore, Kitley Wasicek, County Treasurer of Live Oak County, Texas, who being fully sworn, upon oath says that the within and foregoing report is true and correct to the best of her knowledge.


Filed with the accompanying reports this, the **25th day of August 2023**.

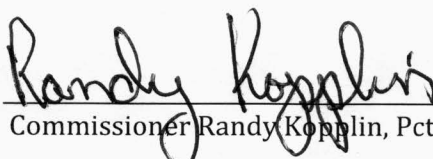
 8/25/23
Kitley Wasicek, Treasurer, Live Oak County/ Date

Commissioners' Court having reviewed the Investment Quarterly Report as presented, hereby approve the report and request that it be filed with the official minutes of this meeting.

The ending quarterly balance of investments that are in the custody of the county treasurer equals:
\$33,558,402.89


County Judge, James Liska


Commissioner Richard Lee, Pct #1


Commissioner Randy Kopplin, Pct #2


Commissioner Mitchell Williams, Pct #3


Commissioner Lucio Morin, Pct #4

1875
The City of New York
City of New York

John W. ...

John W. ...

John W. ...

John W. ...

John W. ...

JULY

JE TOTALS

12 GENL	R James LD455	012.104.100	Debit Beginning Balance 06.01.2023	Interest	Fees	Additions/ Dividends	FMV change DR+/CR- Adjust	Ending Balance 06.30.2023	INTEREST	ADD/WDR WL	INT/DIV TOTAL	FMV
			4,724,616.62	18,116.50	\$0.00	0.00	25,367.50	4,768,100.62		RJF	18,116.50	
12 GENL	Ameriprise 6421	012.104.100	14,340,095.28	550.68	\$0.00	49,524.83	2,876.00	14,393,046.79		AMPR	50,075.51	
		012 Total	19,064,711.90	18,667.18	\$0.00	49,524.83	28,243.50	19,161,147.41	18,667.18	49,524.83	68,192.01	28,243.50
19 FM, MK T	Ameriprise 9122	019.104.100	2,169,617.26	869.81	\$0.00	2,753.34	3,105.04	2,176,345.45		AMPR	3,623.15	
		019 Total	2,169,617.26	869.81	\$0.00	2,753.34	3,105.04	2,176,345.45	869.81	2,753.34	3,623.15	3,105.04
20 RD & BR GENL	Ameriprise 3439	019.104.100	5,012,820.99	69,454.92	\$0.00	352.13	7,952.08	5,090,580.12		AMPR	69,807.05	
		0202 Total	5,012,820.99	69,454.92	0.00	352.13	7,952.08	5,090,580.12	69,454.92	352.13	69,807.05	7,952.08
22 PCT 2	Ameriprise 2343	022.104.100	2,040,696.84	2,185.19	\$0.00	0.00	2,060.00	2,044,942.03		AMPR	2,185.19	
		022 Total	2,040,696.84	2,185.19	\$0.00	0.00	2,060.00	2,044,942.03	2,185.19	0.00	2,185.19	2,060.00
23 PCT 3	R James LR053	023.104.100	1,004,116.57	629.00	\$0.00	0.00	1,452.50	1,006,198.07		RJF	629.00	
	Ameriprise 5315		2,043,861.44	0.00	\$0.00	2,220.06	3,050.00	2,049,131.50		AMPR	2,220.06	
		023 Total	3,047,978.01	629.00	0.00	2,220.06	4,502.50	3,055,329.57	629.00	2,220.06	2,849.06	4,502.50
24 PCT 4	Ameriprise 4375	024.104.100	2,024,164.14	0.00	\$0.00	2,139.17	3,755.00	2,030,058.31		AMPR	2,139.17	
		024 Total	2,024,164.14	0.00	\$0.00	2,139.17	3,755.00	2,030,058.31	0.00	2,139.17	2,139.17	3,755.00
		Total Investments	33,359,989.14	91,806.10	0.00	56,989.53	49,618.12	33,558,402.89	91,806.10	56,989.53	148,795.63	49,618.12
											TTL INT/DIV	TTL FMV +/-



INVESTMENT NAME	MATURITY DATE	SYMBOL /CUSIP	CPN	BOOK VALUE	BEGINNING MARKET	ENDING MARKET VALUE	FULLY ACCRUED INTEREST EARNED
					VALUE		
				QUANTITY	ENDING VALUE LAST	ENDING VALUE THIS	
				07.31.2023	07.01.2023	07.31.2023	
AMERIPRISE GENERAL AGENCY #6421							
INVESCO TREASURY PRIVATE CLIENT	N/A	TPFXX	DAILY FX	\$ 12,764,423.28	\$ 12,764,423.28	\$ 12,814,498.79	
WELLS FARGO SIOUX FALLS SD	08/10/23	949763Y26	3.05%	\$ 200,000.00	\$ 199,474.00	\$ 199,878.00	\$ 5,949.59
CUSTOMERS BANK PHOENIXVILLE	08/15/23	23204HKB3	3.00%	\$ 200,000.00	\$ 199,396.00	\$ 199,814.00	\$ 5,769.87
SIGNATURE BANK NEW YORK NY	02/05/24	82669GDR2	3.10%	\$ 200,000.00	\$ 197,402.00	\$ 197,834.00	\$ 3,006.58
FIRST BK HAMILTON	02/16/24	319137BJ3	3.05%	\$ 200,000.00	\$ 197,166.00	\$ 197,596.00	\$ 1,270.14
ALLY BK MIDVALE UT	08/05/24	02007GXHI	3.45%	\$ 200,000.00	\$ 195,726.00	\$ 196,014.00	\$ 3,364.93
AMEX NATL BK SANDY UT	08/05/24	02589ADK5	3.35%	\$ 200,000.00	\$ 195,512.00	\$ 195,818.00	\$ 3,285.76
BURKE & HERBERT B&T ALEX. VA	08/05/24	121331AM4	3.35%	\$ 200,000.00	\$ 195,484.00	\$ 195,776.00	\$ 495.62
CAP ONE NA MCLEAN VA	08/05/24	14042RTF8	3.35%	\$ 200,000.00	\$ 195,512.00	\$ 195,818.00	\$ 3,285.76
					\$ 14,340,095.28	\$ 14,393,046.79	\$ 26,428.25
AMERIPRISE FARM TO MARKET #9122							
INVESCO TREASURY PRIVATE CLIENT	N/A	TPFXX	DAILY	\$ 710,232.05	\$ 710,232.05	\$ 713,855.20	
T NOTE US TREASURY NOTE	10/31/23	912828T91	1.6250%	\$ 500,000.00	\$ 494,065.00	\$ 495,510.00	\$ 2,053.33
FIDELITY CO-OP BANK LEOMINSTER MA	04/19/24	316077EF9	4.2500%	\$ 249,000.00	\$ 246,791.37	\$ 247,010.49	\$ 376.91
T NOTE US TREASURY NOTE	04/30/24	912828X70	2.0000%	\$ 250,000.00	\$ 243,007.50	\$ 243,807.50	\$ 1,263.59
INDEPENDENT BK MCKINNEY TX	10/12/24	45385JAE8	4.4000%	\$ 244,000.00	\$ 240,793.84	\$ 240,959.76	\$ 3,264.92
FHLB (FED HOME LOAN BANK)	10/28/24	3130APJ22	0.6600%	\$ 250,000.00	\$ 234,727.50	\$ 235,202.50	\$ 426.25
					\$ 2,169,617.26	\$ 2,176,345.45	\$ 7,385.00
AMERIPRISE ROAD & BRIDGE #3439							
INVESCO TREASURY PRIVATE CLIENT	N/A	TPFXX	DAILY FX	\$ 91,547.99	\$ 91,547.99	\$ 1,411,355.04	
T NOTE US TREASURY NOTE	01/31/24	9128285Z9	2.50%	\$ 1,250,000.00	\$ 1,229,350.00	\$ 1,232,125.00	\$ 86.33
FHLB (FED HOME LOAN BANK)	07/26/24	3130AULB8	4.875%	\$ 1,250,000.00	\$ 1,239,337.50	\$ 1,238,937.50	\$ 846.35
BMW BANK NO AMER SALT LAKE CITY	01/21/25	05580AU44	4.40%	\$ 244,000.00	\$ 240,222.88	\$ 240,381.48	\$ 352.96
MANUFACTURE & TRADERS BUFFALO NY	01/21/25	564759RQ3	4.45%	\$ 244,000.00	\$ 240,403.44	\$ 240,554.72	\$ 356.98
WASHINGTON FEDERAL BANK	01/23/25	938828CC2	4.50%	\$ 249,000.00	\$ 245,484.12	\$ 245,648.46	\$ 276.29
CITY NATL BANK LOS ANGELES	01/27/25	178180GV1	4.50%	\$ 244,000.00	\$ 240,549.84	\$ 240,698.68	\$ 210.57
SAFRA NATL BANK OF NY NY	01/27/25	78658RLE9	4.55%	\$ 244,000.00	\$ 240,737.72	\$ 240,879.24	\$ 152.09
					\$ 3,767,633.49	\$ 5,090,580.12	\$ 2,281.57
AMERIPRISE PCT 2 #2343							
INVESCO TREASURY PRIVATE CLIENT	N/A	TPFXX	DAILY FX	\$ 563,201.84	\$ 563,201.84	\$ 565,387.03	
T NOTE US TREASURY NOTE	10/31/23	9128285KA	2.8750%	\$ 500,000.00	\$ 495,955.00	\$ 496,855.00	\$ 3,632.81
T NOTE US TREASURY NOTE	04/30/24	91282CEK3	2.5000%	\$ 500,000.00	\$ 488,010.00	\$ 489,475.00	\$ 3,158.97
FED FARM CREDIT UNION	10/17/24	3133ENS68	4.6200%	\$ 500,000.00	\$ 493,530.00	\$ 493,225.00	\$ 6,673.33
					\$ 2,040,696.84	\$ 2,044,942.03	\$ 13,465.11
AMERIPRISE PCT 3 #5315							
INVESCO TREASURY PRIVATE CLIENT	N/A	TPFXX	DAILY FX	\$ 572,186.44	\$ 572,186.44	\$ 574,406.50	
T BILL	04/20/23	91282CDD0	0.3750%	\$ 500,000.00	\$ 492,130.00	\$ 493,885.00	\$ 473.85
T NOTE US TREASURY NOTE	10/31/23	912828X70	2.00%	\$ 500,000.00	\$ 486,015.00	\$ 487,615.00	\$ 2,527.17
FED FARM CREDIT UNION	10/17/24	3133ENS68	4.6200%	\$ 500,000.00	\$ 493,530.00	\$ 493,225.00	\$ 6,673.33
					\$ 2,043,861.44	\$ 2,049,131.50	\$ 9,674.35
AMERIPRISE PCT 4 #4375							
INVESCO TREASURY PRIVATE CLIENT	N/A	TPFXX	DAILY FX	\$ 551,339.15	\$ 551,339.14	\$ 553,478.31	
FHLB	08/24/23	3137EAEV7	0.250%	\$ 500,000.00	\$ 496,495.00	\$ 498,410.00	\$ 545.14
FHLMC	02/23/24	3134GXM43	3.400%	\$ 500,000.00	\$ 492,660.00	\$ 493,325.00	\$ 7,461.11
T NOTE US TREASURY NOTE	08/15/24	912828D56	2.375%	\$ 500,000.00	\$ 483,670.00	\$ 484,845.00	\$ 5,478.24
					\$ 2,024,164.14	\$ 2,030,058.31	\$ 13,484.49
PROSPERITY PRIVATE GEN LD455							
RJ BANK DEPOSIT PROGRAM	N/A	N/A	0.250%	\$ 97,553.12	\$ 79,436.62	\$ 97,553.12	
BANKERS BANK OKLAHOMA CITY, OK	08/10/23	06610QEX5	4.6000%	\$ 250,000.00	\$ 243,047.50	\$ 244,555.00	\$ 661.64
CALPRIVATE BANK FDIC	12/27/23	13135NAW0	4.8500%	\$ 250,000.00	\$ 245,642.50	\$ 247,275.00	\$ 132.88
CITIBANK NA FDIC#7213	01/09/24	17312QZ36	3.4000%	\$ 250,000.00	\$ 247,560.00	\$ 247,980.00	\$ 512.33
CITIZEN STATE BK OF CLAYTON WI	01/31/28	176688CY3	3.7500%	\$ 250,000.00	\$ 234,347.50	\$ 236,005.00	\$ -
BAY COMMUNITY BANCORP	12/22/26	203485AC1	1.1500%	\$ 250,000.00	\$ 216,675.00	\$ 218,685.00	\$ 70.89
CONTINENTAL BK SALT LAKE CITY UT	01/29/25	211163KM1	0.4000%	\$ 250,000.00	\$ 231,137.50	\$ 231,985.00	\$ -
FIRST CMRL BANK JACKSON MS	12/30/24	31984GFM6	0.3000%	\$ 250,000.00	\$ 231,490.00	\$ 232,457.50	\$ -
1ST FINANCIAL BANK USA DAKOTA DUNES	08/21/23	32022RNX1	0.2000%	\$ 250,000.00	\$ 248,220.00	\$ 249,290.00	\$ 13.70
FIRST NATL BANK AMER EAST LANSING MI	12/30/23	32110YU99	1.2500%	\$ 250,000.00	\$ 217,275.00	\$ 219,297.50	\$ -
FIRST RELIANCE BK FLORENCE SC	01/15/26	33615RFA0	0.3000%	\$ 250,000.00	\$ 219,732.50	\$ 221,092.50	\$ 32.88
GOLDMAN SACHS BK USA	01/09/24	38148P3Z8	3.4000%	\$ 250,000.00	\$ 247,560.00	\$ 247,980.00	\$ 512.33
HIAWATHA NB	12/23/25	428548AX9	0.4000%	\$ 250,000.00	\$ 220,987.50	\$ 222,280.00	\$ 21.92
JONESBORO ST BK JONESBORO LA	12/30/26	48040PLG8	1.2000%	\$ 250,000.00	\$ 216,875.00	\$ 218,905.00	\$ -
JPMORGAN CHASE BK NA COLUMBUS OH	12/29/25	48128UUZO	0.5000%	\$ 250,000.00	\$ 221,597.50	\$ 222,897.50	\$ 109.59
LIVE OAK BKG CO	01/15/26	538036MM3	0.4500%	\$ 250,000.00	\$ 220,620.00	\$ 221,955.00	\$ 92.47
MORGAN STANLEY BK NA SAL LAKE CITY UT	01/10/24	61690UDA5	3.3500%	\$ 250,000.00	\$ 247,482.50	\$ 247,912.50	\$ 481.85
MORGAN STANLEY PRIVATE BK PURCHASE NY	12/19/24	61760A4L0	1.9500%	\$ 250,000.00	\$ 237,722.50	\$ 238,382.50	\$ 560.96
PRIME ALLIANCE BANK	12/16/27	74160NJH4	4.6500%	\$ 250,000.00	\$ 243,667.50	\$ 245,365.00	\$ 477.74
RAYMOND JAMES BK NA ST PETERSBURG FL	12/30/24	75472RAU5	1.8500%	\$ 250,000.00	\$ 237,037.50	\$ 237,717.50	\$ 392.81
UBS BANK USA	12/29/26	90348JY95	1.1500%	\$ 250,000.00	\$ 216,502.50	\$ 218,530.00	\$ -
					\$ 4,724,616.62	\$ 4,768,100.62	\$ 4,073.99
PROSPERITY PRIVATE PCT #3 LR053							
RJ BANK DEPOSIT PROGRAM	N/A	N/A	0.250%	\$ 8,376.57	\$ 8,376.57	\$ 9,005.57	
FARMERS & MRCH BANK BERLIN WI	08/31/23	307811EP0	2.9500%	\$ 250,000.00	\$ 249,022.50	\$ 249,540.00	\$ -
FIRST CENTURY BANK	08/30/23	31943LAZ1	3.0000%	\$ 250,000.00	\$ 248,990.00	\$ 249,537.50	\$ 6,883.56
CITIZENS BANK NS PROVIDENCE RI	02/15/24	75524KQD9	4.7000%	\$ 250,000.00	\$ 248,885.00	\$ 249,067.50	\$ 5,343.84
TOWNEBANK PORTSMOUTH, VA	02/08/24	89214PDR7	4.6500%	\$ 250,000.00	\$ 248,842.50	\$ 249,047.50	\$ 5,509.93
					\$ 1,004,116.57	\$ 1,006,198.07	\$ 17,737.33
						\$ 33,558,402.89	\$ 94,530.09

Live Oak County, Texas
Investment Interest Received
For the Quarter Ending July 31, 2023

			JULY	
Fund #	Fund Description	TOTAL INTEREST	Raymond James Prosperity Private Investments	Ameriprise
012	General	68,192.01	\$ 18,116.50	\$ 50,075.51
019	Farm to APRket & Lateral Rd	3,623.15	\$ -	\$ 3,623.15
020	Road & Bridge, Gen'l	69,807.05	\$ -	\$ 69,807.05
022	R&B, Precinct No. 2	2,185.19	\$ -	\$ 2,185.19
023	R&B, Precinct No. 3	2,849.06	\$ 629.00	\$ 2,220.06
024	R&B, Precinct No. 4	2,139.17	\$	\$ 2,139.17
TOTAL INTEREST		148,795.63	\$ 18,745.50	\$ 130,050.13

1871
1872
1873
1874
1875
1876
1877
1878
1879
1880
1881
1882
1883
1884
1885
1886
1887
1888
1889
1890
1891
1892
1893
1894
1895
1896
1897
1898
1899
1900

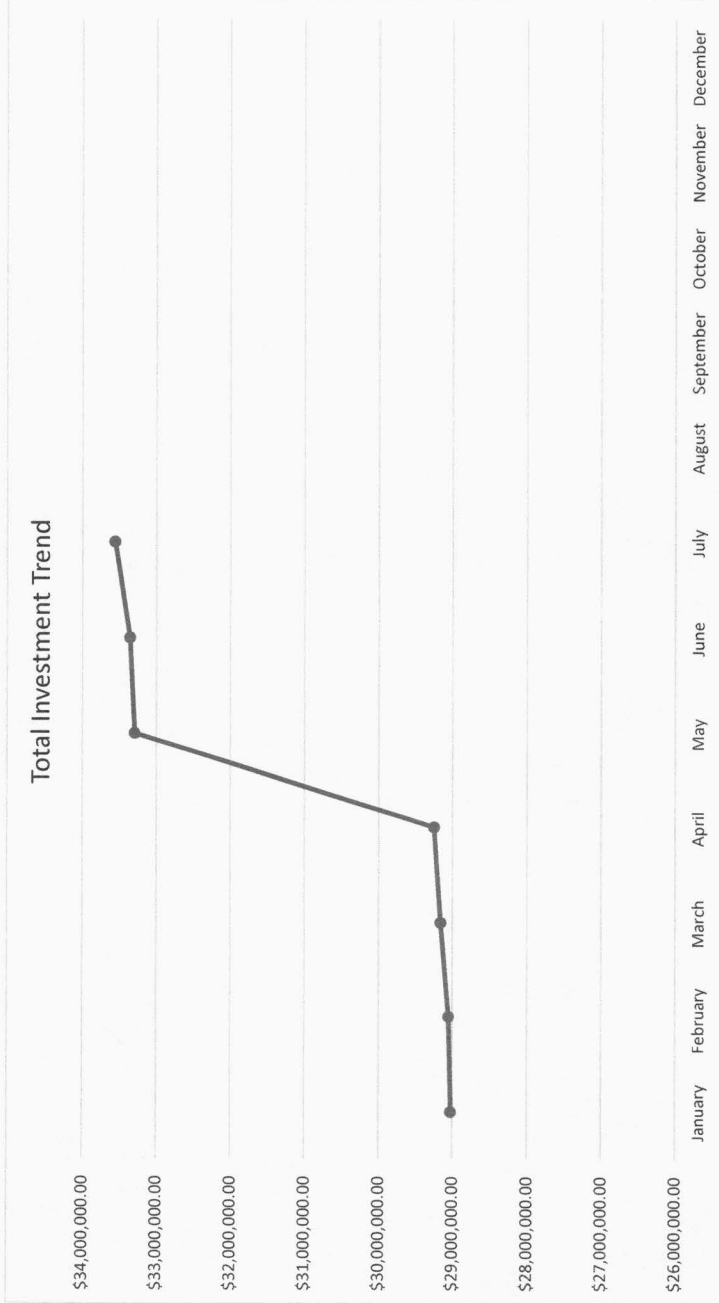
Live Oak County, Texas
Investments Held by Treasurer Wasicek
Detailed by Financial Institution
For the Quarter Ending July 31, 2023

Fund #	Fund Description	TOTAL	Raymond James Prosperity Private Investments	Ameriprise
012	General	\$ 19,161,147.41	\$ 4,768,100.62	\$ 14,393,046.79
019	Farm to Market & Lateral Rd	\$ 2,176,345.45	-	\$ 2,176,345.45
020	Road and Bridge, General	\$ 5,090,580.12	-	\$ 5,090,580.12
022	R&B, Precinct No. 2	\$ 2,044,942.03		\$ 2,044,942.03
023	R&B, Precinct No. 3	\$ 3,055,329.57	\$ 1,006,198.07	\$ 2,049,131.50
024	R&B, Precinct No. 4	\$ 2,030,058.31	-	\$ 2,030,058.31
TOTAL INVESTMENTS		\$ 33,558,402.89	\$ 5,774,298.69	\$ 27,784,104.20

MONTHLY INVESTMENT REPORT

Investment Trend as of July 30, 2023

	012 GENL R James	012 GENL Ameriprise	019 FM MKT Ameriprise	020 RD & BR Ameriprise	022 PCT 2 Ameriprise	023 PCT 3 R James	023 PCT 3 Ameriprise	024 PCT 4 Ameriprise
January	\$4,721,973.56	\$10,167,056.82	\$2,134,492.19	\$4,995,724.23	\$2,006,267.63	\$998,268.05	\$2,010,573.29	\$1,986,687.13
February	\$4,712,955.24	\$10,206,049.70	\$2,132,704.97	\$4,983,917.75	\$2,003,041.12	\$999,090.84	\$2,008,890.16	\$2,005,235.89
March	\$4,719,137.79	\$10,236,590.64	\$2,144,029.22	\$5,005,898.51	\$2,014,584.51	\$1,000,158.46	\$2,021,204.63	\$2,016,453.54
April	\$4,734,512.31	\$10,272,193.23	\$2,154,412.70	\$5,008,054.07	\$2,026,493.01	\$1,002,109.79	\$2,033,869.40	\$2,018,433.43
May	\$4,723,785.89	\$14,302,889.49	\$2,163,798.08	\$5,005,478.16	\$2,037,665.24	\$1,002,403.83	\$2,038,917.59	\$2,020,522.27
June	\$4,724,616.62	\$14,340,095.28	\$2,169,617.26	\$5,012,820.99	\$2,040,696.84	\$1,004,116.57	\$2,043,861.44	\$2,024,164.14
July	\$4,768,100.62	\$14,393,046.79	\$2,176,345.45	\$5,090,580.12	\$2,044,942.03	\$1,006,198.07	\$2,049,131.50	\$2,030,058.31
August								
September								
October								
November								
December								



12