




**Kitley Wasicek
Live Oak County Treasurer
Monthly Treasurer's Report
For the Month Ending November 30, 2022**

Pursuant to LGC 114.026, I, Kitley Wasicek, do hereby submit the Treasurer's Monthly Report. The report includes, but not limited to, money received and disbursed, debts due to (if known) and owed by the County, and all other proceedings in the treasurer's office that pertain to the Financial Standing of Live Oak County, Texas. The bank statements have been reconciled; any adjustments have been noted including any amount that has been identified and reconciled on the individual bank statements.

Therefore, Kitley Wasicek, County Treasurer of Live Oak County, Texas, who being fully sworn, upon oath says that the within and foregoing report is true and correct to the best of her knowledge.

Filed with the accompanying reports this, the **9th day of January 2023**.


Handwritten signature of Kitley Wasicek in blue ink, dated 1/9/23.

Kitley Wasicek, Treasurer, Live Oak County/ Date


Commissioners' Court having reviewed the Treasurer's Report on this date as presented, having taken reasonable steps to ensure its accuracy and based upon presentations of the Treasurer's Office approve the report, subject to the county auditor's review and request that it be filed with the official minutes of this meeting. (LGC 114.026c)

In addition, the below signatures affirm that the Treasurers' Report complies with statutes as referenced. (LGC 114.026d)

The total amount of cash and investments that are in the custody of the county treasurer at the time of the examination: (LGC 114.026d) **\$57,730,009.76 Month Ending Balance**

Handwritten signature of James Liska in blue ink.


County Judge, James Liska

Handwritten signature of Richard Lee in blue ink.


Commissioner Richard Lee, Pct #1

Handwritten signature of Mitchell Williams in blue ink.

Commissioner Mitchell Williams, Pct #3

Handwritten signature of Randy Kopplin in blue ink.

Commissioner, Randy Kopplin Pct #2

Handwritten signature of Lucio Morin in blue ink.

Commissioner Lucio Morin, Pct #4

Treasurer's Monthly Report
Live Oak County, Texas
Prepared by Kitley Wasicek
For the Month Ending November 30, 2022

	<u>Page</u>
Summary of Funds	1
Trial Balance by Fund	2
Interest Received	5
Bond Indebtedness	6
Collateral Report	7

Live Oak County, Texas
Cash and Investments Held by Treasurer Wasicek
Detailed by Financial Institution
For the Month Ending November 30, 2022

Fund #	Description	TOTAL	Prosperity Checking	Prosperity Private Investments	Ameriprise Financial	Prosperity Bank Trust	Petty Cash on Hand
012	General	22,257,073.09	14,405,694.76	4,685,748.60	3,157,249.86		8,379.87
013	Indigent Health Care	325,601.21	325,601.21				
014	District Clerk Tech Fund	7,636.92	7,636.92				
015	JP Tech Fund	80,281.42	80,281.42				
016	ARPA Grant	570,745.12	570,745.12				
018	Special Lateral Road	238,403.81	238,403.81				
019	Farm to Market & Lateral Rd**	12,344,427.01	10,218,378.58			2,126,048.43	
020	R&B, General	10,212,750.93	10,212,750.93				
021	R&B, Precinct No. 1	1,194,928.17	1,194,928.17				
022	R&B, Precinct No. 2	2,538,396.00	538,396.00		2,000,000.00		
023	R&B, Precinct No. 3	3,953,482.05	963,177.41	990,304.64	2,000,000.00		
024	R&B, Precinct No. 4	2,851,564.39	869,588.09		1,981,976.30		
025	Solid Waste Disposal	223,412.43	223,387.43				
027	County Clerk Records Mgmt	276,892.57	276,892.57				25.00
028	Courthouse Security	19,022.40	19,022.40				
029	Records Mgmt & Preservation	9,688.03	9,688.03				
060	Interest & Sinking	380,118.99	380,118.99				
080	LOC Airport	108,847.26	108,847.26				
090	Payroll Clearing	15,659.86	15,659.86				
091	Operating Clearing Acct	101,078.10	101,078.10				
012	Sweep Account	20,000.00	20,000.00				
TOTAL CASH & INVESTMENTS		57,730,009.76	40,780,277.06	5,676,053.24	9,139,226.16	2,126,048.43	8,404.87

ACCOUNT NAME	BEGINNING CASH BALANCE	CASH RECEIPTS	CASH DISBURSEMENTS	ENDING CASH BALANCE
2022 012 GENERAL FUND				
CASH BALANCE BEGINNING OF YEAR	.00	.00	.00	.00
CASH ON HAND	.00	.00	.00	.00
CASH ON HAND	791.87	.00	.00	791.87
CASH ON HAND JP #2	.00	.00	.00	.00
CASH ON HAND JP #4	500.00	.00	.00	500.00
CASH ON HAND CO. CLERK	88.00	.00	.00	88.00
SHERIFF'S ESCROW ACCOUNT	5,000.00	.00	.00	5,000.00
PETTY CASH COUNTY TREASURER	2,000.00	.00	.00	2,000.00
CASH ON DEPOSIT THREE RIVERS	.00	.00	.00	.00
CASH ON DEPOSIT-PROSPERITY	10,826,206.94	4,475,084.95	895,597.13-	14,405,694.76
CASH ON DEPOSIT - DISASTER	.00	.00	.00	.00
SWEEP ACCOUNT	20,000.00	.00	.00	20,000.00
CERTIFICATIONS OF DEPOSIT T R	7,842,998.46	.00	.00	7,842,998.46
FUND TOTALS	18,697,585.27	4,475,084.95	895,597.13-	22,277,073.09
2022 013 INDIGENT HEALTH CARE				
CASH BALANCE, BEG.OF YEAR	.00	.00	.00	.00
CASH ON DEPOSIT	.00	.00	.00	.00
CASH ON DEPOSITS-PROSPERITY	371,110.20	.00	45,508.99-	325,601.21
CERTIFICATE OF DEPOSIT -T RIV	.00	.00	.00	.00
FUND TOTALS	371,110.20	.00	45,508.99-	325,601.21
2022 014 JP TECH FUND				
CASH ON DEPOSIT THREE RIVERS	.00	.00	.00	.00
CASH ON DEPOSIT PROSPERITY	7,628.79	8.13	.00	7,636.92
CERTIFICATE OF DEPOSIT	.00	.00	.00	.00
FUND TOTALS	7,628.79	8.13	.00	7,636.92
2022 015 JP TECH FUND				
CASH ON DEPOSIT THREE RIVERS	.00	.00	.00	.00
CASH ON DEPOSIT-PROSPERITY	79,537.56	743.86	.00	80,281.42
CERTIFICATE OF DEPOSIT	.00	.00	.00	.00
FUND TOTALS	79,537.56	743.86	.00	80,281.42
2022 016 BUYOUT PROGRAM				
CASH ON DEPOSIT THREE RIVERS	.00	.00	.00	.00
CASH IN BANK-PROSPERITY	965,966.22	.00	395,221.10-	570,745.12
FUND TOTALS	965,966.22	.00	395,221.10-	570,745.12
2022 018 SPECIAL LOC LATERAL ROAD FUND				
CASH BALANCE, BEGINNING OF YR	.00	.00	.00	.00
CASH ON DEPOSIT THREE RIVERS	.00	.00	.00	.00
CASH ON DEPOSIT - PROSPERITY	239,234.38	49.15	879.72-	238,403.81
CERT OF DEPOSIT, THREE RIVERS	.00	.00	.00	.00
FUND TOTALS	239,234.38	49.15	879.72-	238,403.81
2022 019 FARM TO MARKET AND LATERAL RD				
CASH BALANCE,BEGINNING OF YEAR	.00	.00	.00	.00
CASH ON DEPOSIT THREE RIVERS	.00	.00	.00	.00
CASH ON DEPOSIT-PROSPERITY	6,990,873.25	3,227,505.33	.00	10,218,378.58
CERT OF DEPOSIT, THREE RIVERS	2,126,048.43	.00	.00	2,126,048.43
FUND TOTALS	9,116,921.68	3,227,505.33	.00	12,344,427.01
2022 020 ROAD & BRIDGE GENERAL FUND				
CASH BALANCE, BEGINING OF YEAR	.00	.00	.00	.00

ACCOUNT NAME	BEGINNING CASH BALANCE	CASH RECEIPTS	CASH DISBURSEMENTS	ENDING CASH BALANCE
CASH ON DEPOSIT THREE RIVERS	.00	.00	.00	.00
CASH ON DEPOSIT-PROSPERITY	9,391,676.02	1,231,554.07	410,479.16-	10,212,750.93
CERTIFICATES OF DEPOSIT T R	.00	.00	.00	.00
FUND TOTALS	<u>9,391,676.02</u>	<u>1,231,554.07</u>	<u>410,479.16-</u>	<u>10,212,750.93</u>
2022 021 ROAD & BRIDGE PREC. #1				
CASH BALANCE-BEGINNING OF YEAR	.00	.00	.00	.00
CASH ON DEPOSIT THREE RIVERS	.00	.00	.00	.00
CASH ON DEPOSIT-PROSPERITY	1,361,418.83	263.69	166,754.35-	1,194,928.17
CERTIFICATES OF DEPOSIT, T R	.00	.00	.00	.00
FUND TOTALS	<u>1,361,418.83</u>	<u>263.69</u>	<u>166,754.35-</u>	<u>1,194,928.17</u>
2022 022 ROAD & BRIDGE PRECINCT #2				
CASH BALANCE-BEGINNING OF YEAR	.00	.00	.00	.00
CASH ON DEPOSIT THREE RIVERS	.00	.00	.00	.00
CASH ON DEPOSIT-PROSPERITY	654,773.03	10,123.15	126,500.18-	538,396.00
CERTIFICATES OF DEPOSIT, T R	2,000,000.00	.00	.00	2,000,000.00
CERTIFICATES OF DEPOSIT, T R	.00	.00	.00	.00
FUND TOTALS	<u>2,654,773.03</u>	<u>10,123.15</u>	<u>126,500.18-</u>	<u>2,538,396.00</u>
2022 023 ROAD & BRIDGE PREC. # 3				
CASH BALANCE-BEGINNING OF YEAR	.00	.00	.00	.00
CASH ON DEPOSIT THREE RIVERS	.00	.00	.00	.00
CASH ON DEPOSIT- PROSPERITY	1,088,604.31	210.63	125,637.53-	963,177.41
CERTIFICATES OF DEPOSIT, T R	2,990,304.64	.00	.00	2,990,304.64
FUND TOTALS	<u>4,078,908.95</u>	<u>210.63</u>	<u>125,637.53-</u>	<u>3,953,482.05</u>
2022 024 ROAD & BRIDGE PREC. #4				
CASH BALANCE-BEGINNING OF YEAR	.00	.00	.00	.00
CASH ON DEPOSIT THREE RIVERS	.00	.00	.00	.00
CASH ON DEPOSIT PROSPERITY	905,013.23	182.88	35,608.02-	869,588.09
CERTIFICATES OF DEPOSIT, T R	1,981,976.30	.00	.00	1,981,976.30
FUND TOTALS	<u>2,886,989.53</u>	<u>182.88</u>	<u>35,608.02-</u>	<u>2,851,564.39</u>
2022 025 SOLID WASTE DISPOSAL FUND				
CASH BALANCE-BEGINNING OF YEAR	.00	.00	.00	.00
CASH ON HAND	25.00	.00	.00	25.00
CASH ON DEPOSIT THREE RIVERS	.00	.00	.00	.00
CASH ON DEPOSIT PROSPERITY	231,693.71	10,380.87	18,687.15-	223,387.43
FUND TOTALS	<u>231,718.71</u>	<u>10,380.87</u>	<u>18,687.15-</u>	<u>223,412.43</u>
2022 026 LIBRARY IMPROVEMENT FUND				
CASH ON DEPOSIT THREE RIVERS	.00	.00	.00	.00
CASH ON DEPOSIT PROSPERITY	.00	.00	.00	.00
CERTIFICATE OF DEPOSIT	.00	.00	.00	.00
FUND TOTALS	<u>.00</u>	<u>.00</u>	<u>.00</u>	<u>.00</u>
2022 027 CO CLERK RECORDS MANG. FUND				
CASH BALANCE-BEGINNING OF YEAR	.00	.00	.00	.00
CASH ON DEPOSIT GEORGE WEST	.00	.00	.00	.00
CASH ON DEPOSIT PROSPERITY	275,938.78	4,456.27	3,502.48-	276,892.57
CERT OF DEPOSIT, THREE RIVERS	.00	.00	.00	.00
FUND TOTALS	<u>275,938.78</u>	<u>4,456.27</u>	<u>3,502.48-</u>	<u>276,892.57</u>
2022 028 COURTHOUSE SECURITY FUND				
CASH BALANCE-BEGINNING OF YEAR	.00	.00	.00	.00
CASH ON DEPOSIT THREE RIVERS	.00	.00	.00	.00

ACCOUNT NAME	BEGINNING CASH BALANCE	CASH RECEIPTS	CASH DISBURSEMENTS	ENDING CASH BALANCE
CASH ON DEPOSIT PROSPERITY	19,956.09	1,429.49	2,363.18-	19,022.40
CERT OF DEPOSIT, THREE RIVERS	.00	.00	.00	.00
FUND TOTALS	<u>19,956.09</u>	<u>1,429.49</u>	<u>2,363.18-</u>	<u>19,022.40</u>
2022 029 RECORDS MANG. AND PRESV. FUND				
CASH BALANCE-BEGINNING OF YEAR	.00	.00	.00	.00
CASH ON DEPOSIT THREE RIVERS	.00	.00	.00	.00
CASH ON DEPOSIT PROSPERITY	9,535.52	524.45	371.94-	9,688.03
CERTIFICATE OF DEPOSIT	.00	.00	.00	.00
FUND TOTALS	<u>9,535.52</u>	<u>524.45</u>	<u>371.94-</u>	<u>9,688.03</u>
2022 060 INTEREST & SINKING FUND				
CASH BALANCE, BEGINNING OF YEAR	.00	.00	.00	.00
CASH ON DEPOSIT THREE RIVERS	.00	.00	.00	.00
CASH ON DEPOSIT PROSPERITY	138,310.56	241,808.43	.00	380,118.99
CERT OF DEPOSIT, THREE RIVERS	.00	.00	.00	.00
FUND TOTALS	<u>138,310.56</u>	<u>241,808.43</u>	<u>.00</u>	<u>380,118.99</u>
2022 080 LOC AIRPORT				
CASH BALANCE-BEGINNING OF YEAR	.00	.00	.00	.00
CASH ON DEPOSIT THREE RIVERS	.00	.00	.00	.00
CASH ON DEPOSIT PROSPERITY	123,338.35	7,863.49	22,354.58-	108,847.26
CERTIFICATES OF DEPOSIT, T R	.00	.00	.00	.00
FUND TOTALS	<u>123,338.35</u>	<u>7,863.49</u>	<u>22,354.58-</u>	<u>108,847.26</u>
2022 090 PAYROLL FUND				
CASH IN BANK	.00	.00	.00	.00
CASH	965,243.50-	.00	336,721.58-	1,301,965.08-
CASH ON DEPOSIT-PROSPERITY	980,903.36	336,721.58	.00	1,317,624.94
FUND TOTALS	<u>15,659.86</u>	<u>336,721.58</u>	<u>336,721.58-</u>	<u>15,659.86</u>
2022 091 OPERATING FUND				
CASH IN BANK	.00	.00	.00	.00
CASH ON DEPOSIT-PROSPERITY	101,078.10	2,262,114.49	2,262,114.49-	101,078.10
FUND TOTALS	<u>101,078.10</u>	<u>2,262,114.49</u>	<u>2,262,114.49-</u>	<u>101,078.10</u>
GRAND TOTALS	<u>50,767,286.43</u>	<u>11,811,024.91</u>	<u>4,848,301.58-</u>	<u>57,730,009.76</u>

Live Oak County, Texas
Interest Received for the Month
For the Month Ending November 30, 2022

Fund #	Description	TOTAL	Prosperity Checking	Ameriprise	Prosperity Private Investments
012	General	2,329.71	2,329.71		
014	District Clerk Tech Fund	1.57	1.57		
015	JP Tech Fund	16.29	16.29		
016	ARPA Grant	0.00	0.00		
018	Special Lateral Road	49.15	49.15		
019	Farm to Market & Lateral Rd	6,179.90	1,401.88	4,778.02	
020	R&B, General	1,867.85	1,867.85		
021	R&B, Precinct No. 1	263.69	263.69		
022	R&B, Precinct No. 2	123.15	123.15		
023	R&B, Precinct No. 3	1,247.77	210.63	1,037.14	
024	R&B, Precinct No. 4	7,373.95	182.88	7,191.07	
025	Solid Waste Disposal	45.66	45.66		
027	County Clerk Records Mgmt	56.27	56.27		
028	Courthouse Security	3.73	3.73		
029	Records Mgmt & Preservation	1.92	1.92		
060	Interest & Sinking	25.80	25.80		
080	LOC Airport	25.04	25.04		
TOTAL INTEREST		19,611.45	6,605.22	13,006.23	0.00

Live Oak County, Texas
 Bond Indebtedness
 December 31, 2021

For General County Purposes:

Certificates of Obligation, Series 2006

Original Debt	8,000,000
Interest Rate	4.30%
Estimated Outstanding Balance as of 12/31/2021	4,340,000

The annual requirements for the Certificates of Obligation for years subsequent to December 31, 2021 are as follows:

<u>Fiscal Year Ending December 31st</u>	<u>Principal</u>	<u>Interest</u>	<u>Total</u>
2022	355,000	178,988	533,988
2023	370,000	163,400	533,400
2024	385,000	147,168	532,168
2025-2027	1,265,000	336,583	1,601,583
2028-2031	1,965,000	173,611	2,138,611
TOTALS	<u>4,340,000</u>	<u>999,750</u>	<u>5,339,750</u>

Pledge Security Listing
October 31, 2022

ID	CUSIP	Description	Safekeeping Location	Safekeeping Receipt	Coupon	Maturity Date	Call Date	Moody	S&P	Fitch	ASC 320	Face Amount	Current Par	Current Book Value	Market Value	Gain(Loss)
COUNTY OF LIVE OAK																
3608	3128MDNB5	FHLMC #G14686	FHLB		2.00	03/01/2028		AAA	AA+	AAA	HTM	2,211,995	334,838.44	335,707.87	308,161.86	(27,546.00)
3610	31417FLW6	FNMA #A88440	FHLB		2.00	02/01/2028		AAA	AA+	AAA	HTM	32,297,365	5,056,546.52	5,070,015.33	4,755,530.30	(314,485.03)
3618	31417FKS2	FNMA #A88788	FHLB		2.00	03/01/2028		AAA	AA+	AAA	HTM	5,404,807	838,004.57	840,053.46	778,833.07	(61,220.39)
3642	31417GRZ1	FNMA #A89503	FHLB		2.00	05/01/2028		AAA	AA+	AAA	HTM	10,200,000	1,511,901.22	1,515,920.92	1,405,297.07	(110,623.86)
3997	3138WAR66	FNMA #AS1408	FHLB		3.00	01/01/2029		AAA	AA+	AAA	HTM	1,945,948	214,202.00	216,367.33	200,493.07	(15,874.26)
4004	31417GXW1	FNMA #A89692	FHLB		2.50	06/01/2023		AAA	AA+	AAA	HTM	11,409,295	145,699.09	145,796.33	136,323.36	(9,472.97)
4177	31307CG36	FHLMC #J23818	FHLB		2.50	05/01/2028		AAA	AA+	AAA	HTM	3,347,010	468,515.83	470,525.68	432,913.31	(37,612.36)
4225	3138WEFF1	FNMA #AS4665	FHLB		2.50	03/01/2030		AAA	AA+	AAA	HTM	14,422,841	2,332,131.85	2,359,402.34	2,152,511.06	(206,891.28)
4865	3140F7H93	FNMA #BD0235	FHLB		2.50	05/01/2031		AAA	AA+	AAA	HTM	3,300,000	859,896.38	876,295.81	797,803.26	(78,492.55)
4870	3128P77K3	FHLMC #C91798	FHLB		3.00	12/01/2034		AAA	AA+	AAA	HTM	8,200,000	1,317,935.57	1,366,197.58	1,176,771.49	(189,426.09)
4885	3128MMVQ3	FHLMC #G18622	FHLB		2.50	12/01/2031		AAA	AA+	AAA	HTM	3,800,000	1,088,986.22	1,099,074.80	1,014,924.26	(84,150.54)
4893	3128MMV2	FHLMC #G18627	FHLB		3.00	01/01/2032		AAA	AA+	AAA	HTM	6,100,000	1,543,509.60	1,575,305.74	1,470,671.38	(104,634.36)
4947	3128MMWQ2	FHLMC #G18654	FHLB		2.50	08/01/2032		AAA	AA+	AAA	HTM	12,600,000	2,998,764.22	3,025,933.62	2,775,416.26	(250,517.36)
5259	3138ETSJ6	FNMA #AL8620	FHLB		3.00	02/01/2035		AAA	AA+	AAA	HTM	3,000,000	589,048.32	600,300.79	522,179.55	(78,121.24)
5269	3138WASG8	FNMA #AS1746	FHLB		3.00	02/01/2029		AAA	AA+	AAA	HTM	2,000,000	250,173.82	254,497.61	234,107.66	(20,389.95)
5509	31418DQ54	FNMA #MA4075	FHLB		2.50	07/01/2035		AAA	AA+	AAA	HTM	10,000,000	4,934,533.80	5,150,692.05	4,495,360.29	(655,331.76)
5513	3133JLMH9	FR #QU7560	FHLB		2.00	09/01/2050		AAA	AA+	AAA	HTM	1,000,000	783,741.03	800,745.85	600,471.03	(200,274.82)
5530	31418DV25	FNMA #MA4232	FHLB		2.00	01/01/2041		AAA	AA+	AAA	HTM	4,000,000	3,141,494.36	3,248,738.54	2,557,867.54	(690,871.00)
5534	31418DW65	FNMA #MA4268	FHLB		2.00	02/01/2041		AAA	AA+	AAA	HTM	1,600,000	1,295,720.77	1,336,962.89	1,068,516.13	(268,446.76)
5546	31418DXH0	FNMA #MA4279	FHLB		2.00	03/01/2036		AAA	AA+	AAA	HTM	2,700,000	2,076,754.90	2,132,941.44	1,832,653.13	(300,288.31)
5552	3132D6A86	FR #SB8102	FHLB		1.50	05/01/2036		AAA	AA+	AAA	HTM	2,200,000	1,822,210.54	1,842,254.06	1,560,741.55	(281,512.51)
5557	3140KYCE2	FNMA #BR0968	FHLB		2.00	04/01/2036		AAA	AA+	AAA	HTM	3,300,000	2,772,785.47	2,852,905.70	2,446,816.81	(406,088.89)
5563	31418DY71	FNMA #MA4333	FHLB		2.00	05/01/2041		AAA	AA+	AAA	HTM	2,300,000	1,985,791.94	2,024,180.26	1,637,503.89	(388,676.37)
5571	31418DZ28	FNMA #MA4359	FHLB		1.50	06/01/2036		AAA	AA+	AAA	HTM	9,500,000	8,029,255.70	8,102,511.49	6,876,575.75	(1,225,935.74)
Total for COUNTY OF LIVE OAK												156,839,261	46,392,442.16	47,243,327.49	41,238,443.08	(6,004,884.40)



Member driven. Community focused.

FEDERAL HOME LOAN BANK - DALLAS
8500 FREEPORT PARKWAY SOUTH
SUITE 100
IRVING, TX 75063-2547

County of Live Oak

George West, TX 78022

New Pledged Security Notification

Receipt Number: 22325133118 Account: 12333 Effective: 11/21/2022

The following securities have been pledged by:

Prosperity Bank
Attn: Laura Hickl
P.O. Drawer G
El Campo, TX 77437

FEDERAL NAT MTG ASSN

CUSIP: 31418D4G4

Maturity Dt: 9/1/2041

Current Rate: 2.0000000000

Issue Dt: 8/1/2021

Face Amt: 9400000.00000

Par Amt: 8427734.21000

IN ORDER TO COMPLY WITH 2257.045(C) (2) OF THE TEXAS GOVERNMENT CODE, PROMPTLY, BY
THE CLOSE OF BUSINESS TODAY, DELIVER A COPY OF THIS TRUST RECEIPT TO YOUR DEPOSITOR