




Kitley Wasicek
Live Oak County Treasurer
Monthly Treasurer's Report
For the Month Ending March 31, 2022

I, Kitley Wasicek, do hereby submit the Treasurer's Monthly Report. The report includes, but not limited to, money received and disbursed, debts due to (if known) and owed by the County, and all other proceedings in the treasurer's office that pertain to the Financial Standing of Live Oak County, Texas. The bank statements have been reconciled; any adjustments have been noted including any amount that has been identified and reconciled on the individual bank statements.

Therefore, Kitley Wasicek, County Treasurer of Live Oak County, Texas, who being fully sworn, upon oath says that the within and foregoing report is true and correct to the best of her knowledge.


Filed with the accompanying reports this, the 8th day of August, 2022.




Kitley Wasicek, Treasurer, Live Oak County/ Date

Commissioners' Court having reviewed the Treasurer's Report on this date as presented, having taken reasonable steps to ensure its accuracy and based upon presentations of the Treasurer's Office approve the report, subject to the county auditor's review and request that it be filed with the official minutes of this meeting.


The total amount of cash and investments that are in the custody of the county treasurer at the time of the examination: **\$56,410,510.84** Month Ending Balance



County Judge, Jim Huff



Commissioner Richard Lee, Pct #1



Commissioner Donna Mills, Pct #2



Commissioner Mitchell Williams, Pct #3



Commissioner Emilio Garza, Pct #4

Treasurer's Monthly Report

Live Oak County, Texas

Prepared by Kitley Wasicek

For the Month Ending March 31, 2022

	<u>Page</u>
Summary of Funds	1
Trial Balance by Fund	2
Interest Received	5
Bond Indebtedness	6
Collateral Report	7

Live Oak County, Texas
Cash and Investments Held by Treasurer Wasicek
Detailed by Financial Institution
For the Month Ending March 31, 2022

Fund #	Description	TOTAL	Prosperity Checking	Prosperity Private Investments	Prosperity Bank Trust	Petty Cash on Hand
012	General	20,924,234.62	12,897,951.38	4,841,186.66	3,177,716.71	7,379.87
013	Indigent Health Care	375,431.85	375,431.85			
014	District Clerk Tech Fund	7,491.13	7,491.13			
015	JP Tech Fund	76,481.00	76,481.00			
016	ARPA Grant	1,174,156.01	1,174,156.01			
018	Special Lateral Road	225,392.12	225,392.12			
019	Farm to Market & Lateral Rd	10,948,765.80	8,824,190.55		2,124,575.25	
020	R&B, General	9,873,400.10	9,873,269.97			130.13
021	R&B, Precinct No. 1	1,624,879.82	1,624,879.82			
022	R&B, Precinct No. 2	2,962,335.79	2,962,335.79			
023	R&B, Precinct No. 3	4,471,495.48	3,475,823.77	995,671.71		
024	R&B, Precinct No. 4	2,877,298.46	2,877,298.46			
025	Solid Waste Disposal	221,665.50	221,640.50			25.00
027	County Clerk Records Mgmt	253,875.83	253,875.83			
028	Courthouse Security	23,907.41	23,907.41			
029	Records Mgmt & Preservation	7,010.82	7,010.82			
060	Interest & Sinking	158,668.60	158,668.60			
080	LOC Airport	67,282.54	67,047.10			235.44
090	Payroll Clearing	15,659.86	15,659.86			
091	Operating Clearing Acct	101,078.10	101,078.10			
012	Sweep Account	20,000.00	20,000.00			
TOTAL CASH & INVESTMENTS		56,410,510.84	45,263,590.07	5,836,858.37	5,302,291.96	7,770.44

ACCOUNT NAME	BEGINNING CASH BALANCE	CASH RECEIPTS	CASH DISBURSEMENTS	ENDING CASH BALANCE
2022 012 GENERAL FUND				
CASH BALANCE BEGINNING OF YEAR	.00	.00	.00	.00
CASH ON HAND	.00	.00	.00	.00
CASH ON HAND	791.87	.00	.00	791.87
CASH ON HAND JP #2	.00	.00	.00	.00
CASH ON HAND JP #4	500.00	.00	.00	500.00
CASH ON HAND CO. CLERK	88.00	.00	.00	88.00
SHERIFF'S ESCROW ACCOUNT	5,000.00	.00	.00	5,000.00
PETTY CASH COUNTY TREASURER	4,000.00	.00	3,000.00-	1,000.00
CASH ON DEPOSIT THREE RIVERS	.00	.00	.00	.00
CASH ON DEPOSIT-PROSPERITY	13,077,290.68	599,788.03	779,127.33-	12,897,951.38
CASH ON DEPOSIT - DISASTER	.00	.00	.00	.00
SWEEP ACCOUNT	20,000.00	.00	.00	20,000.00
CERTIFICATIONS OF DEPOSIT T R	8,198,885.68	5,623.96	185,606.27-	8,018,903.37
FUND TOTALS	21,306,556.23	605,411.99	967,733.60-	20,944,234.62
2022 013 INDIGENT HEALTH CARE				
CASH BALANCE, BEG.OF YEAR	.00	.00	.00	.00
CASH ON DEPOSIT	.00	.00	.00	.00
CASH ON DEPOSITS-PROSPERITY	384,357.62	.00	8,925.77-	375,431.85
CERTIFICATE OF DEPOSIT -T RIV	.00	.00	.00	.00
FUND TOTALS	384,357.62	.00	8,925.77-	375,431.85
2022 014 JP TECH FUND				
CASH ON DEPOSIT THREE RIVERS	.00	.00	.00	.00
CASH ON DEPOSIT PROSPERITY	7,476.55	14.58	.00	7,491.13
CERTIFICATE OF DEPOSIT	.00	.00	.00	.00
FUND TOTALS	7,476.55	14.58	.00	7,491.13
2022 015 JP TECH FUND				
CASH ON DEPOSIT THREE RIVERS	.00	.00	.00	.00
CASH ON DEPOSIT-PROSPERITY	74,618.57	1,862.43	.00	76,481.00
CERTIFICATE OF DEPOSIT	.00	.00	.00	.00
FUND TOTALS	74,618.57	1,862.43	.00	76,481.00
2022 016 BUYOUT PROGRAM				
CASH ON DEPOSIT THREE RIVERS	.00	.00	.00	.00
CASH IN BANK-PROSPERITY	1,174,156.01	.00	.00	1,174,156.01
FUND TOTALS	1,174,156.01	.00	.00	1,174,156.01
2022 018 SPECIAL LOC LATERAL ROAD FUND				
CASH BALANCE, BEGINNING OF YR	.00	.00	.00	.00
CASH ON DEPOSIT THREE RIVERS	.00	.00	.00	.00
CASH ON DEPOSIT - PROSPERITY	225,826.41	37.57	471.86-	225,392.12
CERT OF DEPOSIT, THREE RIVERS	.00	.00	.00	.00
FUND TOTALS	225,826.41	37.57	471.86-	225,392.12
2022 019 FARM TO MARKET AND LATERAL RD				
CASH BALANCE,BEGINNING OF YEAR	.00	.00	.00	.00
CASH ON DEPOSIT THREE RIVERS	.00	.00	.00	.00
CASH ON DEPOSIT-PROSPERITY	8,762,163.68	62,026.87	.00	8,824,190.55
CERT OF DEPOSIT, THREE RIVERS	2,127,550.51	2,219.78	5,195.04-	2,124,575.25
FUND TOTALS	10,889,714.19	64,246.65	5,195.04-	10,948,765.80
2022 020 ROAD & BRIDGE GENERAL FUND				
CASH BALANCE, BEGINING OF YEAR	.00	.00	.00	.00

ACCOUNT NAME	BEGINNING CASH BALANCE	CASH RECEIPTS	CASH DISBURSEMENTS	ENDING CASH BALANCE
CASH ON DEPOSIT THREE RIVERS	130.13	.00	.00	130.13
CASH ON DEPOSIT-PROSPERITY	10,039,375.20	39,445.65	205,550.88-	9,873,269.97
CERTIFICATES OF DEPOSIT T R	.00	.00	.00	.00
FUND TOTALS	<u>10,039,505.33</u>	<u>39,445.65</u>	<u>205,550.88-</u>	<u>9,873,400.10</u>
2022 021 ROAD & BRIDGE PREC. #1				
CASH BALANCE-BEGINNING OF YEAR	.00	.00	.00	.00
CASH ON DEPOSIT THREE RIVERS	.00	.00	.00	.00
CASH ON DEPOSIT-PROSPERITY	1,706,152.96	20,097.90	101,371.04-	1,624,879.82
CERTIFICATES OF DEPOSIT, T R	.00	.00	.00	.00
FUND TOTALS	<u>1,706,152.96</u>	<u>20,097.90</u>	<u>101,371.04-</u>	<u>1,624,879.82</u>
2022 022 ROAD & BRIDGE PRECINCT #2				
CASH BALANCE-BEGINNING OF YEAR	.00	.00	.00	.00
CASH ON DEPOSIT THREE RIVERS	.00	.00	.00	.00
CASH ON DEPOSIT-PROSPERITY	2,999,548.26	24,639.19	61,851.66-	2,962,335.79
CERTIFICATES OF DEPOSIT, T R	.00	.00	.00	.00
CERTIFICATES OF DEPOSIT, T R	.00	.00	.00	.00
FUND TOTALS	<u>2,999,548.26</u>	<u>24,639.19</u>	<u>61,851.66-</u>	<u>2,962,335.79</u>
2022 023 ROAD & BRIDGE PREC. # 3				
CASH BALANCE-BEGINNING OF YEAR	.00	.00	.00	.00
CASH ON DEPOSIT THREE RIVERS	.00	.00	.00	.00
CASH ON DEPOSIT- PROSPERITY	3,558,949.29	20,413.50	103,539.02-	3,475,823.77
CERTIFICATES OF DEPOSIT, T R	999,588.42	.00	3,916.71-	995,671.71
FUND TOTALS	<u>4,558,537.71</u>	<u>20,413.50</u>	<u>107,455.73-</u>	<u>4,471,495.48</u>
2022 024 ROAD & BRIDGE PREC. #4				
CASH BALANCE-BEGINNING OF YEAR	.00	.00	.00	.00
CASH ON DEPOSIT THREE RIVERS	.00	.00	.00	.00
CASH ON DEPOSIT PROSPERITY	2,899,012.10	20,290.87	42,004.51-	2,877,298.46
CERTIFICATES OF DEPOSIT, T R	.00	.00	.00	.00
FUND TOTALS	<u>2,899,012.10</u>	<u>20,290.87</u>	<u>42,004.51-</u>	<u>2,877,298.46</u>
2022 025 SOLID WASTE DISPOSAL FUND				
CASH BALANCE-BEGINNING OF YEAR	.00	.00	.00	.00
CASH ON HAND	25.00	.00	.00	25.00
CASH ON DEPOSIT THREE RIVERS	.00	.00	.00	.00
CASH ON DEPOSIT PROSPERITY	233,361.42	6,741.86	18,462.78-	221,640.50
FUND TOTALS	<u>233,386.42</u>	<u>6,741.86</u>	<u>18,462.78-</u>	<u>221,665.50</u>
2022 026 LIBRARY IMPROVEMENT FUND				
CASH ON DEPOSIT THREE RIVERS	.00	.00	.00	.00
CASH ON DEPOSIT PROSPERITY	.00	.00	.00	.00
CERTIFICATE OF DEPOSIT	.00	.00	.00	.00
FUND TOTALS	<u>.00</u>	<u>.00</u>	<u>.00</u>	<u>.00</u>
2022 027 CO CLERK RECORDS MANG. FUND				
CASH BALANCE-BEGINNING OF YEAR	.00	.00	.00	.00
CASH ON DEPOSIT GEORGE WEST	.00	.00	.00	.00
CASH ON DEPOSIT PROSPERITY	248,743.00	8,369.00	3,236.17-	253,875.83
CERT OF DEPOSIT, THREE RIVERS	.00	.00	.00	.00
FUND TOTALS	<u>248,743.00</u>	<u>8,369.00</u>	<u>3,236.17-</u>	<u>253,875.83</u>
2022 028 COURTHOUSE SECURITY FUND				
CASH BALANCE-BEGINNING OF YEAR	.00	.00	.00	.00
CASH ON DEPOSIT THREE RIVERS	.00	.00	.00	.00

ACCOUNT NAME	BEGINNING CASH BALANCE	CASH RECEIPTS	CASH DISBURSEMENTS	ENDING CASH BALANCE
CASH ON DEPOSIT PROSPERITY	23,240.78	2,860.04	2,193.41-	23,907.41
CERT OF DEPOSIT, THREE RIVERS	.00	.00	.00	.00
FUND TOTALS	<u>23,240.78</u>	<u>2,860.04</u>	<u>2,193.41-</u>	<u>23,907.41</u>
2022 029 RECORDS MANG. AND PRESV. FUND				
CASH BALANCE-BEGINNING OF YEAR	.00	.00	.00	.00
CASH ON DEPOSIT THREE RIVERS	.00	.00	.00	.00
CASH ON DEPOSIT PROSPERITY	6,527.81	865.98	382.97-	7,010.82
CERTIFICATE OF DEPOSIT	.00	.00	.00	.00
FUND TOTALS	<u>6,527.81</u>	<u>865.98</u>	<u>382.97-</u>	<u>7,010.82</u>
2022 060 INTEREST & SINKING FUND				
CASH BALANCE, BEGINNING OF YEAR	.00	.00	.00	.00
CASH ON DEPOSIT THREE RIVERS	.00	.00	.00	.00
CASH ON DEPOSIT PROSPERITY	152,805.10	5,863.50	.00	158,668.60
CERT OF DEPOSIT, THREE RIVERS	.00	.00	.00	.00
FUND TOTALS	<u>152,805.10</u>	<u>5,863.50</u>	<u>.00</u>	<u>158,668.60</u>
2022 080 LOC AIRPORT				
CASH BALANCE-BEGINNING OF YEAR	.00	.00	.00	.00
CASH ON DEPOSIT THREE RIVERS	470.88	.00	235.44-	235.44
CASH ON DEPOSIT PROSPERITY	67,828.06	7,231.27	8,012.23-	67,047.10
CERTIFICATES OF DEPOSIT, T R	.00	.00	.00	.00
FUND TOTALS	<u>68,298.94</u>	<u>7,231.27</u>	<u>8,247.67-</u>	<u>67,282.54</u>
2022 090 PAYROLL FUND				
CASH IN BANK	.00	.00	.00	.00
CASH	.00	325,811.22	325,811.22-	.00
CASH ON DEPOSIT-PROSPERITY	15,659.86	325,811.22	325,811.22-	15,659.86
FUND TOTALS	<u>15,659.86</u>	<u>651,622.44</u>	<u>651,622.44-</u>	<u>15,659.86</u>
2022 091 OPERATING FUND				
CASH IN BANK	.00	.00	.00	.00
CASH ON DEPOSIT-PROSPERITY	101,078.10	1,287,362.41	1,287,362.41-	101,078.10
FUND TOTALS	<u>101,078.10</u>	<u>1,287,362.41</u>	<u>1,287,362.41-</u>	<u>101,078.10</u>
GRAND TOTALS	<u>57,115,201.95</u>	<u>2,767,376.83</u>	<u>3,472,067.94-</u>	<u>56,410,510.84</u>

Live Oak County, Texas
Interest Received for the Month
For the Month Ending March 31, 2022

Fund #	Description	TOTAL	Prosperity Checking	Prosperity Private Investments	Prosperity Bank Trust
012	General	8,060.90	2,436.94	396.07	5,227.89
013	Indigent Health Care	0.00			
014	District Clerk Tech Fund	1.27	1.27		
015	JP Tech Fund	12.79	12.79		
016	ARPA Grant	0.00			
018	Special Lateral Road	37.57	37.57		
019	Farm to Market & Lateral Rd	4,809.95	1,474.96		3,334.99
020	R&B, General	1,676.63	1,676.63		
021	R&B, Precinct No. 1	281.79	281.79		
022	R&B, Precinct No. 2	505.58	505.58		
023	R&B, Precinct No. 3	597.42	597.42		
024	R&B, Precinct No. 4	474.79	474.79		
025	Solid Waste Disposal	38.43	38.43		
027	County Clerk Records Mgmt	41.50	41.50		
028	Courthouse Security	3.72	3.72		
029	Records Mgmt & Preservation	1.06	1.06		
060	Interest & Sinking	24.67	24.67		
080	LOC Airport	11.49	11.49		
TOTAL INTEREST		16,579.56	7,620.61	396.07	8,562.88

Live Oak County, Texas
 Bond Indebtedness
 December 31, 2021

For General County Purposes:

Certificates of Obligation, Series 2006

Original Debt	8,000,000
Interest Rate	4.30%
Estimated Outstanding Balance as of 12/31/2021	4,340,000

The annual requirements for the Certificates of Obligation for years subsequent to December 31, 2021 are as follows:

<u>Fiscal Year Ending December 31st</u>	<u>Principal</u>	<u>Interest</u>	<u>Total</u>
2022	355,000	178,988	533,988
2023	370,000	163,400	533,400
2024	385,000	147,168	532,168
2025-2027	1,265,000	336,583	1,601,583
2028-2031	1,965,000	173,611	2,138,611
TOTALS	<u>4,340,000</u>	<u>999,750</u>	<u>5,339,750</u>



Pledge Security Listing

March 31, 2022

ID	CUSIP	Description	Safekeeping Location	Safekeeping Receipt	Coupon	Maturity Date	Call Date	Moody	S&P	Fitch	ASC 320	Face Amount	Current Par	Current Book Value	Market Value	Gain(Loss)
COUNTY OF LIVE OAK																
3608	3128MDN85	FHLMC #G14686	FHLB		2.00	03/01/2028		AAA	AA+	AAA	HTM	2,211,995	396,528.42	397,687.91	385,889.56	(11,798.35)
3610	31417FLW6	FNMA #AB8440	FHLB		2.00	02/01/2028		AAA	AA+	AAA	HTM	32,297,365	5,817,339.70	5,834,883.59	5,658,468.15	(176,415.44)
3618	31417PKS2	FNMA #AB8788	FHLB		2.00	03/01/2028		AAA	AA+	AAA	HTM	5,404,807	981,808.00	984,516.93	954,945.73	(29,571.20)
3642	31417GRZ1	FNMA #AB9503	FHLB		2.00	05/01/2028		AAA	AA+	AAA	HTM	10,200,000	1,777,677.62	1,782,930.90	1,729,075.92	(53,854.98)
3997	3138WAR66	FNMA #AS1408	FHLB		3.00	01/01/2029		AAA	AA+	AAA	HTM	1,945,948	272,420.17	275,398.30	275,953.46	555.16
4004	31417GXW1	FNMA #AB9692	FHLB		2.50	06/01/2023		AAA	AA+	AAA	HTM	11,409,295	365,095.73	365,662.21	361,554.30	(4,107.91)
4177	31307CG36	FHLMC #J23818	FHLB		2.50	05/01/2028		AAA	AA+	AAA	HTM	3,347,010	569,535.22	572,236.61	568,213.90	(4,022.71)
4225	3138WEFF1	FNMA #AS4665	FHLB		2.50	03/01/2030		AAA	AA+	AAA	HTM	14,422,841	2,702,597.96	2,736,580.12	2,695,895.51	(40,684.60)
4865	3140F7H93	FNMA #BD0255	FHLB		2.50	05/01/2031		AAA	AA+	AAA	HTM	3,300,000	987,831.90	1,007,761.38	984,157.17	(23,604.21)
4870	3128P77K3	FHLMC #C91798	FHLB		3.00	12/01/2034		AAA	AA+	AAA	HTM	8,200,000	1,492,113.57	1,549,283.98	1,480,087.14	(69,196.84)
4885	3128MMVQ3	FHLMC #G18622	FHLB		2.50	12/01/2031		AAA	AA+	AAA	HTM	3,800,000	1,245,578.21	1,257,779.52	1,241,168.87	(16,610.65)
4893	3128MMV2	FHLMC #G18627	FHLB		3.00	01/01/2032		AAA	AA+	AAA	HTM	6,100,000	1,774,147.61	1,812,837.28	1,797,353.46	(15,483.83)
4947	3128MMWQ2	FHLMC #G18654	FHLB		2.50	08/01/2032		AAA	AA+	AAA	HTM	12,600,000	3,439,944.77	3,472,694.13	3,424,602.62	(48,091.51)
5259	3138ETSJ6	FNMA #AL8620	FHLB		3.00	02/01/2035		AAA	AA+	AAA	HTM	3,000,000	648,608.40	661,597.37	640,234.87	(21,362.50)
5269	3138WASG8	FNMA #AS1746	FHLB		3.00	02/01/2029		AAA	AA+	AAA	HTM	2,000,000	294,797.02	300,301.42	298,764.99	(1,536.43)
5509	31418DQ54	FNMA #MA4075	FHLB		2.50	07/01/2035		AAA	AA+	AAA	HTM	10,000,000	5,480,465.50	5,730,046.51	5,434,155.57	(295,890.95)
5513	3133JLMH9	FR #QU7560	FHLB		2.00	09/01/2050		AAA	AA+	AAA	HTM	1,000,000	816,779.64	834,830.11	749,926.23	(84,903.88)
5530	31418DV25	FNMA #MA4232	FHLB		2.00	01/01/2041		AAA	AA+	AAA	HTM	4,000,000	3,355,873.44	3,473,538.26	3,153,178.68	(320,359.57)
5534	31418DW65	FNMA #MA4268	FHLB		2.00	02/01/2041		AAA	AA+	AAA	HTM	1,600,000	1,378,719.66	1,423,770.03	1,286,304.08	(137,465.95)
5552	3132D6A86	FR #5B8102	FHLB		1.50	05/01/2036		AAA	AA+	AAA	HTM	2,200,000	1,964,697.09	1,987,101.33	1,860,980.73	(126,120.60)
5557	3140KYCE2	FNMA #BR0968	FHLB		2.00	04/01/2036		AAA	AA+	AAA	HTM	3,300,000	2,987,707.24	3,077,284.35	2,907,128.77	(170,155.58)
5563	31418DY71	FNMA #MA4333	FHLB		2.00	05/01/2041		AAA	AA+	AAA	HTM	2,300,000	2,104,859.90	2,146,648.99	1,981,325.68	(165,323.31)
5571	31418DZZ8	FNMA #MA4359	FHLB		1.50	06/01/2036		AAA	AA+	AAA	HTM	9,500,000	8,580,799.95	8,662,019.36	8,127,733.71	(534,285.64)
Total for COUNTY OF LIVE OAK												154,139,261	49,435,926.72	50,347,390.59	47,997,099.10	(2,350,291.48)



FEDERAL HOME LOAN BANK - DALLAS
8500 FREEPORT PARKWAY SOUTH
SUITE 100
IRVING, TX 75063-2547

County of Live Oak

George West, TX 78022

New Pledged Security Notification

Receipt Number: 22088159800 Account: 12333 Effective: 3/29/2022

The following securities have been pledged by:

Prosperity Bank
Attn: Laura Hickl
P.O. Drawer G
El Campo, TX 77437

FEDERAL NAT MTG ASSN

CUSIP: 31418DY71

Maturity Dt: 5/1/2041

Current Rate: 2.0000000000

Issue Dt: 4/1/2021

Face Amt: 2300000.00000

Par Amt: 2104859.90000

IN ORDER TO COMPLY WITH 2257.045(C) (2) OF THE TEXAS GOVERNMENT CODE, PROMPTLY, BY THE CLOSE OF BUSINESS TODAY, DELIVER A COPY OF THIS TRUST RECEIPT TO YOUR DEPOSITOR