

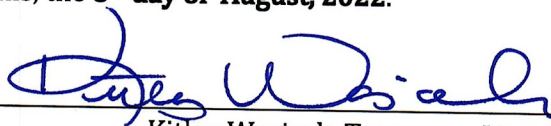


Kitley Wasicek  
Live Oak County Treasurer  
Monthly Treasurer's Report  
For the Month Ending June 30, 2022

I, Kitley Wasicek, do hereby submit the Treasurer's Monthly Report. The report includes, but not limited to, money received and disbursed, debts due to (if known) and owed by the County, and all other proceedings in the treasurer's office that pertain to the Financial Standing of Live Oak County, Texas. The bank statements have been reconciled; any adjustments have been noted including any amount that has been identified and reconciled on the individual bank statements.


Therefore, Kitley Wasicek, County Treasurer of Live Oak County, Texas, who being fully sworn, upon oath says that the within and foregoing report is true and correct to the best of her knowledge.

Filed with the accompanying reports this, the **8<sup>th</sup> day of August, 2022.**


 8/8/22  
Kitley Wasicek, Treasurer, Live Oak County/ Date

Commissioners' Court having reviewed the Treasurer's Report on this date as presented, having taken reasonable steps to ensure its accuracy and based upon presentations of the Treasurer's Office approve the report, subject to the county auditor's review and request that it be filed with the official minutes of this meeting.

The total amount of cash and investments that are in the custody of the county treasurer at the time of the examination: **\$53,273,985.98** Month Ending Balance

  
County Judge, Jim Huff

  
Commissioner Richard Lee, Pct #1

  
Commissioner Donna Mills, Pct #2

  
Commissioner Mitchell Williams, Pct #3

  
Commissioner Emilio Garza, Pct #4

**Treasurer's Monthly Report**  
Live Oak County, Texas  
Prepared by Kitley Wasicek  
For the Month Ending June 30, 2022

	<u>Page</u>
Summary of Funds	1
Trial Balance by Fund	2
Interest Received	5
Bond Indebtedness	6
Collateral Report	7

Live Oak County, Texas  
Cash and Investments Held by Treasurer Wasicek  
Detailed by Financial Institution  
For the Month Ending June 30, 2022

Fund #	Description	TOTAL	Prosperity Checking	Prosperity Private Investments	Prosperity Bank Trust	Petty Cash on Hand
012	General	19,377,121.42	11,423,732.62	4,764,985.60	3,180,023.33	8,379.87
013	Indigent Health Care	494,221.90	494,221.90			
014	District Clerk Tech Fund	7,558.07	7,558.07			
015	JP Tech Fund	78,720.02	78,720.02			
016	ARPA Grant	954,588.73	954,588.73			
018	Special Lateral Road	214,675.08	214,675.08			
019	Farm to Market & Lateral Rd	8,392,761.16	6,267,955.65		2,124,805.51	
020	R&B, General	9,849,338.11	9,849,338.11			
021	R&B, Precinct No. 1	2,010,537.05	2,010,537.05			
022	R&B, Precinct No. 2	3,189,674.37	3,189,674.37			
023	R&B, Precinct No. 3	4,448,437.49	3,455,153.08	993,284.41		
024	R&B, Precinct No. 4	3,083,706.59	3,083,706.59			
025	Solid Waste Disposal	276,483.84	276,458.84			25.00
027	County Clerk Records Mgmt	261,822.43	261,822.43			
028	Courthouse Security	23,017.47	23,017.47			
029	Records Mgmt & Preservation	8,388.70	8,388.70			
060	Interest & Sinking	168,484.69	168,484.69			
080	LOC Airport	130,976.04	130,976.04			
090	Payroll Clearing	182,394.72	182,394.72			
091	Operating Clearing Acct	101,078.10	101,078.10			
012	Sweep Account	20,000.00	20,000.00			
<b>TOTAL CASH &amp; INVESTMENTS</b>		<b>53,273,985.98</b>	<b>42,202,482.26</b>	<b>5,758,270.01</b>	<b>5,304,828.84</b>	<b>8,404.87</b>

ACCOUNT NAME	BEGINNING CASH BALANCE	CASH RECEIPTS	CASH DISBURSEMENTS	ENDING CASH BALANCE
2022 012 GENERAL FUND				
CASH BALANCE BEGINNING OF YEAR	.00	.00	.00	.00
CASH ON HAND	.00	.00	.00	.00
CASH ON HAND	791.87	.00	.00	791.87
CASH ON HAND JP #2	.00	.00	.00	.00
CASH ON HAND JP #4	500.00	.00	.00	500.00
CASH ON HAND CO. CLERK	88.00	.00	.00	88.00
SHERIFF'S ESCROW ACCOUNT	5,000.00	.00	.00	5,000.00
PETTY CASH COUNTY TREASURER	2,000.00	.00	.00	2,000.00
CASH ON DEPOSIT THREE RIVERS	.00	.00	.00	.00
CASH ON DEPOSIT-PROSPERITY	11,970,705.38	640,424.00	1,187,396.76-	11,423,732.62*
CASH ON DEPOSIT - DISASTER	.00	.00	.00	.00
SWEEP ACCOUNT	20,000.00	.00	.00	20,000.00
CERTIFICATIONS OF DEPOSIT T R	8,018,903.37	16,960.72	90,855.16-	7,945,008.93
FUND TOTALS	<u>20,017,988.62</u>	<u>657,384.72</u>	<u>1,278,251.92-</u>	<u>19,397,121.42</u>
2022 013 INDIGENT HEALTH CARE				
CASH BALANCE, BEG.OF YEAR	.00	.00	.00	.00
CASH ON DEPOSIT	.00	.00	.00	.00
CASH ON DEPOSITS-PROSPERITY	366,529.04	150,020.00	22,327.14-	494,221.90*
CERTIFICATE OF DEPOSIT -T RIV	.00	.00	.00	.00
FUND TOTALS	<u>366,529.04</u>	<u>150,020.00</u>	<u>22,327.14-</u>	<u>494,221.90</u>
2022 014 JP TECH FUND .00				
CASH ON DEPOSIT THREE RIVERS	.00	.00	.00	.00
CASH ON DEPOSIT PROSPERITY	7,535.89	22.18	.00	7,558.07*
CERTIFICATE OF DEPOSIT	.00	.00	.00	.00
FUND TOTALS	<u>7,535.89</u>	<u>22.18</u>	<u>.00</u>	<u>7,558.07</u>
2022 015 JP TECH FUND				
CASH ON DEPOSIT THREE RIVERS	.00	.00	.00	.00
CASH ON DEPOSIT-PROSPERITY	77,522.61	1,197.41	.00	78,720.02*
CERTIFICATE OF DEPOSIT	.00	.00	.00	.00
FUND TOTALS	<u>77,522.61</u>	<u>1,197.41</u>	<u>.00</u>	<u>78,720.02</u>
2022 016 BUYOUT PROGRAM				
CASH ON DEPOSIT THREE RIVERS	.00	.00	.00	.00
CASH IN BANK-PROSPERITY	954,588.73	.00	.00	954,588.73*
FUND TOTALS	<u>954,588.73</u>	<u>.00</u>	<u>.00</u>	<u>954,588.73</u>
2022 018 SPECIAL LOC LATERAL ROAD FUND				
CASH BALANCE, BEGINNING OF YR	.00	.00	.00	.00
CASH ON DEPOSIT THREE RIVERS	.00	.00	.00	.00
CASH ON DEPOSIT - PROSPERITY	215,872.49	34.64	1,232.05-	214,675.08*
CERT OF DEPOSIT, THREE RIVERS	.00	.00	.00	.00
FUND TOTALS	<u>215,872.49</u>	<u>34.64</u>	<u>1,232.05-</u>	<u>214,675.08</u>
2022 019 FARM TO MARKET AND LATERAL RD				
CASH BALANCE, BEGINNING OF YEAR	.00	.00	.00	.00
CASH ON DEPOSIT THREE RIVERS	.00	.00	.00	.00
CASH ON DEPOSIT-PROSPERITY	8,882,118.33	47,838.90	2,662,001.58-	6,267,955.65*
CERT OF DEPOSIT, THREE RIVERS	2,124,575.25	4,028.40	3,798.14-	2,124,805.51*
FUND TOTALS	<u>11,006,693.58</u>	<u>51,867.30</u>	<u>2,665,799.72-</u>	<u>8,392,761.16</u>
2022 020 ROAD & BRIDGE GENERAL FUND				
CASH BALANCE, BEGINNING OF YEAR	.00	.00	.00	.00

## COMBINED STATEMENT OF CASH RECEIPTS AND DISBURSEMENTS FROM JUNE TO JUNE

ACCOUNT NAME	BEGINNING CASH BALANCE	CASH RECEIPTS	CASH DISBURSEMENTS	ENDING CASH BALANCE
CASH ON DEPOSIT THREE RIVERS	.00	.00	.00	.00
CASH ON DEPOSIT-PROSPERITY	9,550,389.64	585,359.72	286,411.25-	9,849,338.11
CERTIFICATES OF DEPOSIT T R	.00	.00	.00	.00
FUND TOTALS	<u>9,550,389.64</u>	<u>585,359.72</u>	<u>286,411.25-</u>	<u>9,849,338.11</u>
2022 021 ROAD & BRIDGE PREC. #1				
CASH BALANCE-BEGINNING OF YEAR	.00	.00	.00	.00
CASH ON DEPOSIT THREE RIVERS	.00	.00	.00	.00
CASH ON DEPOSIT-PROSPERITY	1,485,619.37	612,405.34	87,487.66-	2,010,537.05
CERTIFICATES OF DEPOSIT, T R	.00	.00	.00	.00
FUND TOTALS	<u>1,485,619.37</u>	<u>612,405.34</u>	<u>87,487.66-</u>	<u>2,010,537.05</u>
2022 022 ROAD & BRIDGE PRECINCT #2				
CASH BALANCE-BEGINNING OF YEAR	.00	.00	.00	.00
CASH ON DEPOSIT THREE RIVERS	.00	.00	.00	.00
CASH ON DEPOSIT-PROSPERITY	2,704,031.26	555,081.63	69,438.52-	3,189,674.37
CERTIFICATES OF DEPOSIT, T R	.00	.00	.00	.00
CERTIFICATES OF DEPOSIT, T R	.00	.00	.00	.00
FUND TOTALS	<u>2,704,031.26</u>	<u>555,081.63</u>	<u>69,438.52-</u>	<u>3,189,674.37</u>
2022 023 ROAD & BRIDGE PREC. # 3				
CASH BALANCE-BEGINNING OF YEAR	.00	.00	.00	.00
CASH ON DEPOSIT THREE RIVERS	.00	.00	.00	.00
CASH ON DEPOSIT- PROSPERITY	3,062,789.09	482,092.82	89,728.83-	3,455,153.08
CERTIFICATES OF DEPOSIT, T R	995,671.71	25.20	2,412.50-	993,284.41
FUND TOTALS	<u>4,058,460.80</u>	<u>482,118.02</u>	<u>92,141.33-</u>	<u>4,448,437.49</u>
2022 024 ROAD & BRIDGE PREC. #4				
CASH BALANCE-BEGINNING OF YEAR	.00	.00	.00	.00
CASH ON DEPOSIT THREE RIVERS	.00	.00	.00	.00
CASH ON DEPOSIT PROSPERITY	2,820,095.63	303,814.10	40,203.14-	3,083,706.59
CERTIFICATES OF DEPOSIT, T R	.00	.00	.00	.00
FUND TOTALS	<u>2,820,095.63</u>	<u>303,814.10</u>	<u>40,203.14-</u>	<u>3,083,706.59</u>
2022 025 SOLID WASTE DISPOSAL FUND				
CASH BALANCE-BEGINNING OF YEAR	.00	.00	.00	.00
CASH ON HAND	25.00	.00	.00	25.00
CASH ON DEPOSIT THREE RIVERS	.00	.00	.00	.00
CASH ON DEPOSIT PROSPERITY	197,754.35	95,927.31	17,222.82-	276,458.84
FUND TOTALS	<u>197,779.35</u>	<u>95,927.31</u>	<u>17,222.82-</u>	<u>276,483.84</u>
2022 026 LIBRARY IMPROVEMENT FUND				
CASH ON DEPOSIT THREE RIVERS	.00	.00	.00	.00
CASH ON DEPOSIT PROSPERITY	.00	.00	.00	.00
CERTIFICATE OF DEPOSIT	.00	.00	.00	.00
FUND TOTALS	<u>.00</u>	<u>.00</u>	<u>.00</u>	<u>.00</u>
2022 027 CO CLERK RECORDS MANG. FUND				
CASH BALANCE-BEGINNING OF YEAR	.00	.00	.00	.00
CASH ON DEPOSIT GEORGE WEST	.00	.00	.00	.00
CASH ON DEPOSIT PROSPERITY	261,185.77	5,902.34	5,265.68-	261,822.43
CERT OF DEPOSIT, THREE RIVERS	.00	.00	.00	.00
FUND TOTALS	<u>261,185.77</u>	<u>5,902.34</u>	<u>5,265.68-</u>	<u>261,822.43</u>
2022 028 COURTHOUSE SECURITY FUND				
CASH BALANCE-BEGINNING OF YEAR	.00	.00	.00	.00
CASH ON DEPOSIT THREE RIVERS	.00	.00	.00	.00

## COMBINED STATEMENT OF CASH RECEIPTS AND DISBURSEMENTS FROM JUNE TO JUNE

ACCOUNT NAME	BEGINNING CASH BALANCE	CASH RECEIPTS	CASH DISBURSEMENTS	ENDING CASH BALANCE
CASH ON DEPOSIT PROSPERITY	23,055.50	2,155.38	2,193.41-	23,017.47
CERT OF DEPOSIT, THREE RIVERS	.00	.00	.00	.00
FUND TOTALS	<u>23,055.50</u>	<u>2,155.38</u>	<u>2,193.41-</u>	<u>23,017.47</u>
2022 029 RECORDS MANG. AND PRESV. FUND				
CASH BALANCE-BEGINNING OF YEAR	.00	.00	.00	.00
CASH ON DEPOSIT THREE RIVERS	.00	.00	.00	.00
CASH ON DEPOSIT PROSPERITY	7,916.45	844.19	371.94-	8,388.70
CERTIFICATE OF DEPOSIT	.00	.00	.00	.00
FUND TOTALS	<u>7,916.45</u>	<u>844.19</u>	<u>371.94-</u>	<u>8,388.70</u>
2022 060 INTEREST & SINKING FUND				
CASH BALANCE-BEGINNING OF YEAR	.00	.00	.00	.00
CASH ON DEPOSIT THREE RIVERS	.00	.00	.00	.00
CASH ON DEPOSIT PROSPERITY	163,980.36	4,504.33	.00	168,484.69
CERT OF DEPOSIT, THREE RIVERS	.00	.00	.00	.00
FUND TOTALS	<u>163,980.36</u>	<u>4,504.33</u>	<u>.00</u>	<u>168,484.69</u>
2022 080 LOC AIRPORT				
CASH BALANCE-BEGINNING OF YEAR	.00	.00	.00	.00
CASH ON DEPOSIT THREE RIVERS	.00	.00	.00	.00
CASH ON DEPOSIT PROSPERITY	60,830.70	71,683.30	1,537.96-	130,976.04
CERTIFICATES OF DEPOSIT, T R	.00	.00	.00	.00
FUND TOTALS	<u>60,830.70</u>	<u>71,683.30</u>	<u>1,537.96-</u>	<u>130,976.04</u>
2022 090 PAYROLL FUND				
CASH IN BANK	.00	.00	.00	.00
CASH	.00	336,684.44	336,684.44-	.00
CASH ON DEPOSIT-PROSPERITY	15,659.86	503,419.30	336,684.44-	182,394.72
FUND TOTALS	<u>15,659.86</u>	<u>840,103.74</u>	<u>673,368.88-</u>	<u>182,394.72</u>
2022 091 OPERATING FUND				
CASH IN BANK	.00	.00	.00	.00
CASH ON DEPOSIT-PROSPERITY	101,078.10	1,986,376.23	1,986,376.23-	101,078.10
FUND TOTALS	<u>101,078.10</u>	<u>1,986,376.23</u>	<u>1,986,376.23-</u>	<u>101,078.10</u>
GRAND TOTALS	<u>54,096,813.75</u>	<u>6,406,801.88</u>	<u>7,229,629.65-</u>	<u>53,273,985.98</u>

ACCOUNT #	ACCOUNT NAME	BUDGET	BEG BALANCE					ENDING
VENDOR	ITEM/REASON	DATE	PP	DEBIT	CREDIT			BALANCE
2022 012-361-100	INTEREST ON INVESTMENTS	40,000.00						
PROSPERITY BANK	06/22 INT		34,648.55-					
		07/14/2022	35564R	06	1,904.93			
PROSPERITY BANK	06/22 INT							
		07/14/2022	35564R	06		3.47		
PROSPERITY BANK	06/22 INT							
		07/14/2022	35564R	06		3.08		
*	RECORD QUARTERLY INTEREST	08/02/2022	22155	06				
					16,960.72			53,520.75-
						REMAINING BUDGET:		13,520.75-
-----								
*** FUND TOTAL ***					.00	18,872.20		53,520.75
*** FINAL TOTALS ***					.00	18,872.20		53,520.75

Live Oak County, Texas  
Interest Received for the Month  
For the Month Ending June 30, 2022

Fund #	Description	TOTAL	Prosperity Checking	Prosperity Private Investments	Prosperity Bank Trust
012	General	<b>19,083.25</b>	19,083.25		
013	Indigent Health Care	<b>73.50</b>	73.50		
014	District Clerk Tech Fund	<b>1.24</b>	1.24		
015	JP Tech Fund	<b>12.58</b>	12.58		
016	ARPA Grant	<b>0.00</b>			
018	Special Lateral Road	<b>34.64</b>	34.64		
019	Farm to Market & Lateral Rd	<b>1,189.34</b>	1,189.34		
020	R&B, General	<b>1,588.53</b>	1,588.53		
021	R&B, Precinct No. 1	<b>294.51</b>	294.51		
022	R&B, Precinct No. 2	<b>490.80</b>	490.80		
023	R&B, Precinct No. 3	<b>542.00</b>	542.00		
024	R&B, Precinct No. 4	<b>488.26</b>	488.26		
025	Solid Waste Disposal	<b>39.66</b>	39.66		
027	County Clerk Records Mgmt	<b>42.34</b>	42.34		
028	Courthouse Security	<b>3.26</b>	3.26		
029	Records Mgmt & Preservation	<b>1.24</b>	1.24		
060	Interest & Sinking	<b>26.89</b>	26.89		
080	LOC Airport	<b>12.54</b>	12.54		
<b>TOTAL INTEREST</b>		<b>23,924.58</b>	<b>23,924.58</b>	<b>0.00</b>	<b>0.00</b>



Live Oak County, Texas  
 Bond Indebtedness  
 December 31, 2021

For General County Purposes:

Certificates of Obligation, Series 2006

Original Debt	8,000,000
Interest Rate	4.30%
Estimated Outstanding Balance as of 12/31/2021	4,340,000

The annual requirements for the Certificates of Obligation for years subsequent to December 31, 2021 are as follows:

<u>Fiscal Year Ending December 31st</u>	<u>Principal</u>	<u>Interest</u>	<u>Total</u>
2022	355,000	178,988	533,988
2023	370,000	163,400	533,400
2024	385,000	147,168	532,168
2025-2027	1,265,000	336,583	1,601,583
2028-2031	1,965,000	173,611	2,138,611
TOTALS	<u>4,340,000</u>	<u>999,750</u>	<u>5,339,750</u>

**Pledge Security Listing**  
July 31, 2022

ID	CUSIP	Description	Safekeeping Location	Safekeeping Receipt	Coupon	Maturity Date	Call Date	Moody	S&P	Fitch	ASC 320	Face Amount	Current Par	Current Book Value	Market Value	Gain(Loss)
COUNTY OF LIVE OAK																
3608	3128MDN85	FHLMC #G14686	FHLB		2.00	03/01/2028		AAA	AA+	AAA	HTM	2,211,995	357,663.02	358,644.35	337,104.55	(21,539.79)
3610	31417FLW6	FNMA #AB8440	FHLB		2.00	02/01/2028		AAA	AA+	AAA	HTM	32,297,365	5,415,120.26	5,430,363.36	5,094,815.90	(335,547.47)
3618	31417FXS2	FNMA #AB8788	FHLB		2.00	03/01/2028		AAA	AA+	AAA	HTM	5,404,807	895,990.47	898,306.07	843,091.20	(55,214.87)
3642	31417GRZ1	FNMA #AB9503	FHLB		2.00	05/01/2028		AAA	AA+	AAA	HTM	10,200,000	1,638,151.72	1,642,701.64	1,541,336.96	(101,364.69)
3997	3138WAR66	FNMA #AS1408	FHLB		3.00	01/01/2029		AAA	AA+	AAA	HTM	1,945,948	233,392.98	235,839.09	230,125.47	(5,713.61)
4004	31417GXW1	FNMA #AB9692	FHLB		2.50	06/01/2023		AAA	AA+	AAA	HTM	11,409,295	232,877.06	233,117.50	224,358.42	(8,759.08)
4177	31307CG36	FHLMC #J23818	FHLB		2.50	05/01/2028		AAA	AA+	AAA	HTM	3,347,010	497,713.64	499,962.01	486,470.29	(13,491.72)
4225	3138WEFF1	FNMA #AS4665	FHLB		2.50	03/01/2030		AAA	AA+	AAA	HTM	14,422,841	2,472,944.50	2,502,814.29	2,404,320.29	(98,494.00)
4865	3140F7H93	FNMA #BD0255	FHLB		2.50	05/01/2031		AAA	AA+	AAA	HTM	3,300,000	919,855.10	937,812.37	892,682.58	(45,129.79)
4870	3128P77K3	FHLMC #C91798	FHLB		3.00	12/01/2034		AAA	AA+	AAA	HTM	8,200,000	1,379,035.49	1,430,567.33	1,358,515.44	(72,051.89)
4885	3128MMVQ3	FHLMC #G18622	FHLB		2.50	12/01/2031		AAA	AA+	AAA	HTM	3,800,000	1,147,151.87	1,158,040.68	1,114,308.91	(43,731.77)
4893	3128MMV2	FHLMC #G18627	FHLB		3.00	01/01/2032		AAA	AA+	AAA	HTM	6,100,000	1,619,073.65	1,653,247.64	1,601,846.71	(51,400.93)
4947	3128MMWQ2	FHLMC #G18654	FHLB		2.50	08/01/2032		AAA	AA+	AAA	HTM	12,600,000	3,157,867.06	3,187,106.65	3,065,025.77	(122,080.88)
5259	3138ETS36	FNMA #AL8620	FHLB		3.00	02/01/2035		AAA	AA+	AAA	HTM	3,000,000	606,956.94	618,784.97	597,397.37	(21,387.60)
5269	3138WASG8	FNMA #AS1746	FHLB		3.00	02/01/2029		AAA	AA+	AAA	HTM	2,000,000	268,407.94	273,215.21	264,975.00	(8,240.21)
5509	31418DQ54	FNMA #MA4075	FHLB		2.50	07/01/2035		AAA	AA+	AAA	HTM	10,000,000	5,127,328.20	5,355,920.19	4,949,615.00	(406,305.19)
5513	3133JLMH9	FR #QU7560	FHLB		2.00	09/01/2050		AAA	AA+	AAA	HTM	1,000,000	796,341.67	813,761.38	701,178.84	(112,582.54)
5530	31418DV25	FNMA #MA4232	FHLB		2.00	01/01/2041		AAA	AA+	AAA	HTM	4,000,000	3,219,899.00	3,331,185.72	2,916,359.12	(414,826.60)
5534	31418DW65	FNMA #MA4268	FHLB		2.00	02/01/2041		AAA	AA+	AAA	HTM	1,600,000	1,326,783.49	1,369,499.93	1,196,095.31	(173,404.62)
5546	31418DXH0	FNMA #MA4279	FHLB		2.00	03/01/2036		AAA	AA+	AAA	HTM	2,700,000	2,143,474.89	2,202,411.43	2,016,195.35	(186,216.07)
5552	3132D6AB6	FR #SB8102	FHLB		1.50	05/01/2036		AAA	AA+	AAA	HTM	2,200,000	1,877,406.06	1,898,389.19	1,720,867.94	(177,521.25)
5557	3140KYCE2	FNMA #BR0968	FHLB		2.00	04/01/2036		AAA	AA+	AAA	HTM	3,300,000	2,859,209.13	2,943,228.27	2,689,314.93	(253,913.34)
5563	31418DY71	FNMA #MA4333	FHLB		2.00	05/01/2041		AAA	AA+	AAA	HTM	2,300,000	2,031,661.05	2,071,390.83	1,831,440.85	(239,949.98)
5571	31418DZ28	FNMA #MA4359	FHLB		1.50	06/01/2036		AAA	AA+	AAA	HTM	9,500,000	8,244,056.68	8,320,541.72	7,556,337.47	(764,204.25)
<b>Total for COUNTY OF LIVE OAK</b>												<b>156,839,261</b>	<b>48,468,361.87</b>	<b>49,366,851.82</b>	<b>45,633,779.67</b>	<b>(3,733,072.14)</b>