




Kitley Wasicek
Live Oak County Treasurer
Investment Report
For the Quarter Ending December 31, 2022

I, Kitley Wasicek, Live Oak County Treasurer and Investment Officer do hereby submit the Quarterly Investment Report. The investment statements are reconciled monthly.

All investments are in compliance with both the Public Funds Investment Act and the Live Oak County Investment Policy. The investment strategy is passive, which maintains a liquid cash flow and safety of the investment as priorities. Prosperity Private Investments and Prosperity Bank Trust follow the directive that all certificates of deposit shall be at a federally insured depository institution and the full amount of the principal and accrued interest is insured by the United States.


Therefore, Kitley Wasicek, County Treasurer of Live Oak County, Texas, who being fully sworn, upon oath says that the within and foregoing report is true and correct to the best of her knowledge.


Filed with the accompanying reports this, the **24th Day of February 2022.**


 02/24/23
Kitley Wasicek, Treasurer, Live Oak County/ Date

Commissioners' Court having reviewed the Investment Quarterly Report as presented, hereby approve the report and request that it be filed with the official minutes of this meeting.

The ending quarterly balance of investments that are in the custody of the county treasurer equals:
\$16,989,934.10


County Judge, James Liska


Commissioner Richard Lee, Pct #1


Commissioner Randy Kopplin, Pct #2


Commissioner Mitchell Williams, Pct #3


Commissioner Lucio Morin, Pct #4

Investment Report
Live Oak County, Texas
Prepared by Kitley Wasicek
For the Quarter Ending December 31, 2022

	<u>Page</u>
Summary of Funds	1
Interest Received	2
Investments Held Display	3

OCTOBER REPORT

				Debit Beginning				FMV change	Ending	
ND Code				Balance	Interest	Fees	Additions/ Withdrawals	DR+/CR- Adjust	Balance	
				10.01.2022						
12	GENL	R James	LD455	012.104.100	4,685,748.60	1,863.86	\$0.00	0.00	(29,582.50)	4,658,029.96
12	GENL	Ameriprise	6421	012.104.100	3,157,249.86	617.09	\$0.00	0.00	(7,152.08)	3,150,714.87
012 Total				7,842,998.46	2,480.95	\$0.00	0.00	0.00	(36,734.58)	7,808,744.83
19	FM.MKT	Ameriprise	9122	019.104.100	2,126,048.43	11,508.09	\$0.00	0.00	(17,826.50)	2,119,730.02
019 Total				2,126,048.43	11,508.09	\$0.00	0.00	0.00	(17,826.50)	2,119,730.02
22	PCT 2	Ameriprise	2343	022.104.100	2,000,000.00	13,829.73	\$0.00	0.00	(15,233.97)	1,998,595.76
022 Total				2,000,000.00	13,829.73	\$0.00	0.00	0.00	(15,233.97)	1,998,595.76
23	PCT 3	R James	LR053	023.104.100	990,304.64	626.53	\$0.00	0.00	(25.00)	990,906.17
		Ameriprise	5315		2,000,000.00	5,954.12			(7,864.62)	1,998,089.50
023 Total				2,990,304.64	6,580.65	0.00	0.00	0.00	(7,889.62)	2,988,995.67
24	PCT 4	Ameriprise	4375	024.104.100	1,981,976.30	1.67			(4,990.00)	1,976,987.97
024 Total				1,981,976.30	1.67	\$0.00	0.00	0.00	(4,990.00)	1,976,987.97

Total Investments	16,941,327.83	34,401.09	0.00	0.00	(82,674.67)	16,893,054.25
-------------------	---------------	-----------	------	------	-------------	---------------

NOVEMBER REPORT

Debit Beginning Balance 11.01.2022	Interest	Fees	Additions/ Withdrawals	FMV change DR+/CR- Adjst	Ending Balance
4,658,029.96	0.00	0.00	1,924.52	1,340.00	4,661,294.48
3,150,714.87	2,106.58	0.00	842.74	(2,483.20)	3,151,180.99
7,808,744.83	2,106.58	0.00	2,767.26	(1,143.20)	7,812,475.47

2,119,730.02	898.89		152.10	1,996.99	2,122,778.00
2,119,730.02	898.89	0.00	152.10	1,996.99	2,122,778.00

1,998,595.76	0.09	0.00	19.12	2,130.00	2,000,744.97
1,998,595.76	0.09	0.00	19.12	2,130.00	2,000,744.97

990,906.17	606.46	0.00	0.00	1,070.00	992,582.63
1,998,089.50	0.04		37.18	4,470.00	2,002,596.72
2,988,995.67	606.50	0.00	37.18	5,540.00	2,995,179.35

1,976,987.97	0.00	0.00	20.98	3,460.00	1,980,468.95
1,976,987.97	0.00	0.00	20.98	3,460.00	1,980,468.95

16,893,054.25	3,612.06	0.00	2,996.64	11,983.79	16,911,646.74
---------------	----------	------	----------	-----------	---------------

DECEMBER REPORT							JE TOTALS			
Debit Beginning Balance 12.01.2022	Interest	Fees	Additions/ Withdrawals	FMV change DR+/CR- Adjust	Debit Balance 09.30.2022	INTEREST	ADD/WDR WL	INT/DIV TOTAL	FMV	
4661294.48	10,185.56	0.00	0.00	37,222.50	4,708,702.54					
3,151,180.99	550.68	0.00	2,613.39	6,847.44	3,161,192.50					
7,812,475.47	10,736.24	0.00	2,613.39	44,069.94	✓ 7,869,895.04	15,323.77	5,380.65	20,704.42	6,192.16	
2,122,778.00	869.80	0.00	503.51	5,711.93	✓ 2,129,863.24					
2,122,778.00	869.80	0.00	503.51	5,711.93	2,129,863.24	13,276.78	655.61	13,932.39	(10,117.58)	
2,000,744.97	0.00	0.00	97.38	3,595.00	✓ 2,004,437.35					
2,000,744.97	0.00	0.00	97.38	3,595.00	2,004,437.35	13,829.82	116.50	13,946.32	(9,508.97)	
992,582.63	1.08	0.00	0.00	2,722.50	995,306.21					
2,002,596.72	0.00	0.00	141.61	4,160.00	2,006,898.33					
2,995,179.35	1.08	0.00	141.61	6,882.50	✓ 3,002,204.54	7,188.23	178.79	7,367.02	4,532.88	
1,980,468.95	0.00	0.00	64.98	3,000.00	✓ 1,983,533.93					
1,980,468.95	0.00	0.00	64.98	3,000.00	1,983,533.93	1.67	85.96	87.63	1,470.00	
						49,620.27	6,417.51	56,037.78	(7,431.51)	
16,911,646.74	11,607.12	0.00	3,420.87	63,259.37	16,989,934.10					

10

Live Oak County, Texas
Investment Interest Received
For the Quarter Ending December 31, 2022

Fund #	Fund Description	TOTAL INTEREST	October		November		December	
			Raymond James Prosperity Private Investments		Raymond James Prosperity Private Investments		Raymond James Prosperity Private Investments	
			Ameriprise		Ameriprise		Ameriprise	
012	General	20,704.42	\$ 1,863.86	\$ 617.09	\$ 1,924.52	\$ 2,949.32	\$ 10,185.56	\$ 3,164.07
019	Farm to Market & Lateral Rd	13,932.39		\$ 11,508.09	\$ -	\$ 1,050.99	\$ -	\$ 1,373.31
022	R&B, Precinct No. 2	13,946.32		\$ 13,829.73		\$ 19.21		\$ 97.38
023	R&B, Precinct No. 3	7,366.98	\$ 626.53	\$ 5,954.12	\$ 606.46	\$ 37.18	\$ 1.08	\$ 141.61
024	R&B, Precinct No. 4	87.63		\$ 1.67		\$ 20.98		\$ 64.98
TOTAL INTEREST		56,037.74	\$ 2,490.39	\$ 31,910.70	\$ 2,530.98	\$ 4,077.68	\$ 10,186.64	\$ 4,841.35

12

Live Oak County, Texas
Investments Held by Treasurer Wasicek
Detailed by Financial Institution
For the Quarter Ending December 31, 2022

Fund #	Fund Description	TOTAL	Raymond James Prosperity Private Investments	
				Ameriprise
012	General	\$ 7,869,895.04	\$ 4,708,702.54	\$ 3,161,192.50
019	Farm to Market & Lateral Rd	\$ 2,129,863.24	\$ -	\$ 2,129,863.24
022	R&B, Precinct No. 2	\$ 2,004,437.35		\$ 2,004,437.35
023	R&B, Precinct No. 3	\$ 3,002,204.54	\$ 995,306.21	\$ 2,006,898.33
024	R&B, Precinct No. 4	\$ 1,983,533.93	\$ -	\$ 1,983,533.93
TOTAL INVESTMENTS		\$ 16,989,934.10	\$ 5,704,008.75	\$ 11,285,925.35